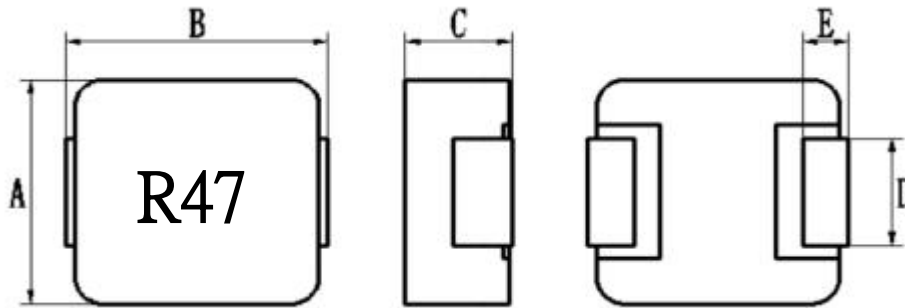


## 1 Product Identification

GDIM    0412    -    R47    M    T    F  
①            ②                            ③        ④        ⑤        ⑥

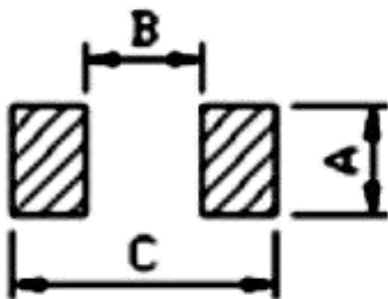
- ① GD One-piece molded product
- ② Dimensions
- ③ Inductance Value (R47: 0.47 $\mu$ H)
- ④ Inductance Tolerance (J:±5%;K:±10%; M:±20%; N:±30%)
- ⑤ Packaging Style (B: Bulk; T: Tape & Reel)
- ⑥ Lead Free

## 2 Appearance, Dimensions(mm)



Number	A	B	C	D	E
Size (mm)	4.2±0.25	4.4±0.35	1.0±0.20	2.0±0.30	0.8±0.30

### LAND PATTERN DIMENSIONS



/	mm
A	2.5
B	2.2
C	5.2

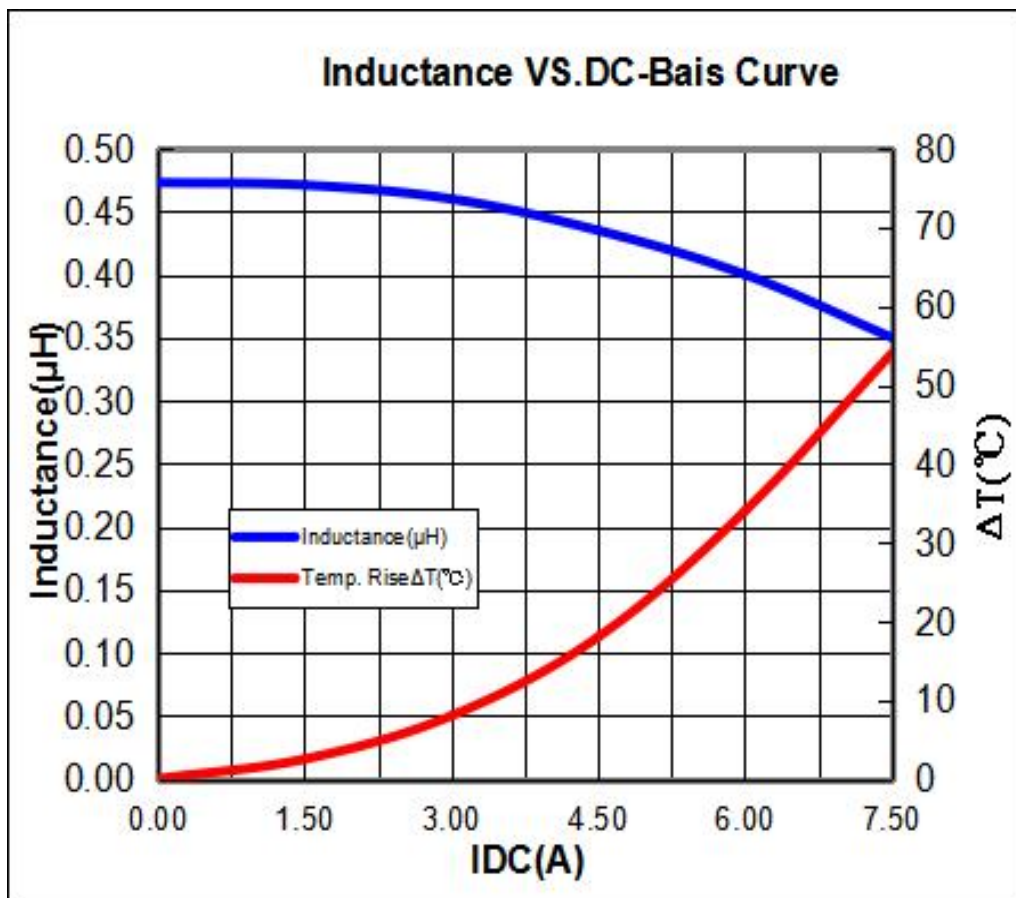
### 3 Specifications

Part No.	Inductance L0( $\mu$ H) $\pm$ 20%	RDC ( $m\Omega$ )		Isat (A) Typ	Irms (A) Typ
		Max	Typ		
GDIM0412-R47MTF	0.47	21	19	6.8	6.0

※ Note

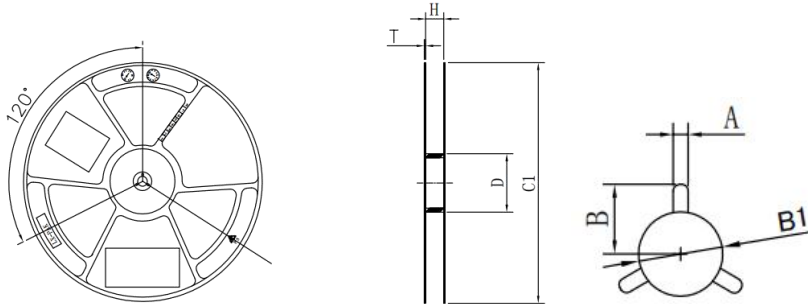
1. All test data is reference to 25°C ambient.
2. Test Condition: 100KHz, 1.0Vrms.
3. Irms: DC current (A) that will cause an approximate  $\Delta T$  of 40°C
4. Isat : DC current (A) that will cause L0 to drop approximately 30%
5. Operat between temperature range -55°C to +125°C
6. The part temperature (ambient + temp rise ) should not exceed 125°C under worst case operating conditions. Circuit design, component. PWB trace size and thickness, airflow nd other cooling precision all affect the part temperature. Part temperature should be verified in the den application
7. The rated current as listed is either the saturation current or the heating current depending on which value is lower.

### 4 Curve



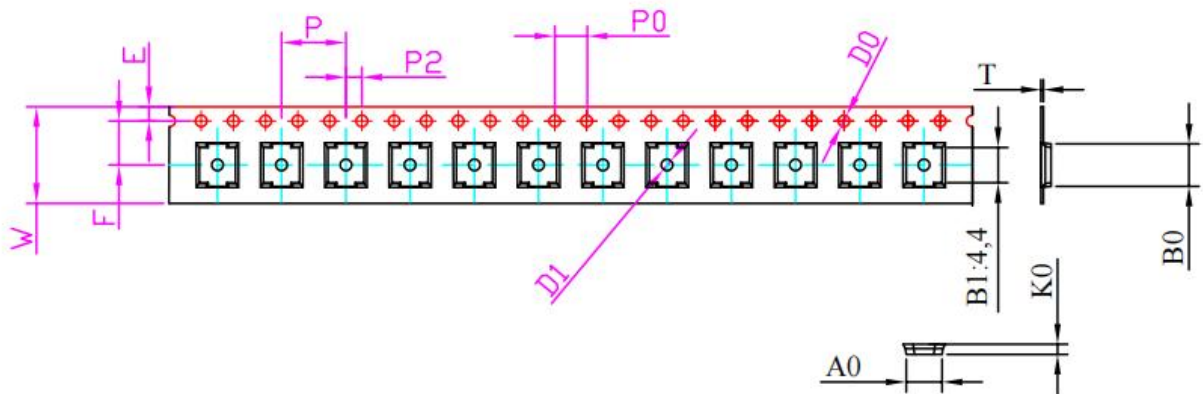
## 5 Packaging

### (1) Dimensions of Reel (mm)



	Size (mm)
C1	330 ± 3.0
H	12.8 ± 0.5
A	2.5 ± 0.3
B	10.75 ± 0.3
B1	13+0.5/-0.2
T	2.0 ± 0.2
D	100 ± 1.0

### (2) Dimensions of Tape (mm):



W	A0	B0	K0	E	F	P	P0	P2	D0	D1	T	Packaging quantity
12.0 ±0.3	4.5 ±0.15	5.25 ±0.15	1.35 ±0.15	1.75 ±0.1	5.5 ±0.1	8.0 ±0.1	4.0 ±0.1	2.0 ±0.15	1.5+ 0.1/-0.0	1.5+ 0.1/-0.0	0.3 ±0.05	3000PCS/REEL