



陕西电子信息集团

Shaanxi Electronic Information Group

陕西群力电工有限责任公司

Shaanxi Qunli Electric Co., Ltd.

产品规格确认书

Specification for Approval

客户名称 Customer:			
产品名称 Product Name: <u>电磁继电器</u>			
产品型号 Product Model: <u>JQX-15F/012-1H6</u>			
发行日期 Date: <u>2025 年 2 月 21 日</u>			
有效期 Period of Validity: <u>二年 Two Years</u>			
版本 Version: <u>1</u>			
群力电工审批签字 Signature by Qunli		客户签字或盖章 Stamp or signature by customer	
批准 Approved	审核 Check	拟制 Make	负责人 By:
赵俊恺	刘新刚	侯京琼	日期 Date:

地址: 陕西省宝鸡市陈仓区群力路 1 号

电话 Tel: (0917) -6293729 6293993

传真 Fax: (0917) -6293729

产品规格书

客户 Customer:

1. 品名:

Type Model:

1.1 种类: 电磁继电器
Kinds: Relay type

1.2 型号: JQX-15F
Type:

1.3 外形尺寸: 27.7×32.6×20 mm
Outline:

1.4 触点形式
Contact Arrangement: 1H

2. 线圈参数:

Coil Rating:

2.1 额定电压范围值 12Vd.c.
Rated Voltage:

2.2 线圈电阻 155×(1±10%)Ω
Coil Resistance:

2.3 额定功耗 0.9W
Normal Operating Power:

2.4 最大允许线圈电压 14.4Vd.c.
Max. Allowable Coil Voltage:

表 1 线圈规格参数 Table 1: Coil date

规格 序号 Type No.	额定电压 (Vd. c.) Rated Voltage (Vd. c)	动作电压 (Vd. c.) (max) Operate Voltage (Vd. c)	释放电压 (Vd. c.) (min) Release Voltage (Vd. c)
012	12	9.0	1.2

3. 触点参数

Contact Specification

3.1 触点额定负载: 30A 250VAC /28VDC

Contact Rating:

3.2 最大切换电流: 30A

Max. Contact Current:

3.3 最大切换电压: 250VAC

Max. Contact Voltage:

3.4 接触电阻:

Contact Resistance: 100m Ω (1A/6Vd.c.)

4. 性能

Performance

4.1 动作时间: $\leq 15\text{ms}$

Max Operate Time

释放时间:

Max Release Time $\leq 10\text{ms}$

4.2 寿命

Life

4.2.1 电耐久性: 1×10^5 次, 动作频率为 6 次/分钟, 通断比 1:9

Electrical Endurance: Operating frequency 6 ops/min, On-off ratio 1:9

4.2.2 机械耐久性: 1×10^6 次, 无负载, 动作频率为 180 次/分钟

Mechanical Endurance: No load at operating frequency of 180 ops/min

4.3 介质耐压

Dielectric Strength

4.3.1 断开触点间: 1500VAC (50Hz 1min)

Between open contacts:

4.3.2 触点与线圈间: 2500VAC (50Hz 1min)

Between coil to open contacts:

4.4 绝缘电阻

Insulation Resistance

触点与线圈间: 1000M Ω (500Vd.c.)

Between coil to open contacts:

4.5 振动

Vibration:



	1.65mm, 继电器外观、结构和性能不应有异常。 10Hz to 55Hz, Double amplitude 1.65mm, It shall be no abnormalities in appearance, construction and performance.
10 ~ 55Hz , 双振幅	
4.6 冲击	
Shock	
4.6.1 稳定性:	98m/s ² (10g), 三个相互垂直轴线的每一个方向 6 次, 闭合回路的断开或断开回路的闭合时间应不超过 1ms。
Malfunction:	98m/s ² (10g), 6 shocks (each direction of X, Y, Z), No opening of any closed contact circuit or no closing of any opened contact circuit shall exceed 1ms.
4.6.2 强度:	980m/s ² (100g), 三个相互垂直轴线的每一个方向 6 次, 继电器外观、结构和性能不应有异常。
Durability:	980m/s ² (100g), 6 shocks (each direction of X, Y, Z), It shall be no abnormalities in appearance, construction and performance.
4.7 引出脚强度:	在垂直于引出脚方向上施加 20N 的拉力, 继电器应无异常 (引出脚微弯可以接受)。
Terminal Strength:	At push in direction the terminal can endure 20N force, It shall be no Abnormalities. (a little curving of the terminals shall be acceptable)
4.8 耐焊接热:	(260±5) °C, (5±1) s, 继电器应无异常。
Soldering Heat Resistance:	There shall be no Abnormalities.
4.9 焊接性能:	(250±5) °C, (3±0.5) s, 引出端被浸锡部分应有 80% 以上连续覆盖一层锡层。
Soldering Ability:	80% of the dipped portion shall be soldered.
4.10 耐温性	
Temperature Resistance	
4.10.1 耐热:	85°C 温度中放置 16h, 恢复常温 2h 后, 继电器的结构及性能应无异常。
Heat Resistance:	Must be free from any abnormality in both the construction and characteristics after the relay is lift in a temperature of 85°C for 16 hours and then in room temperature and humidity for 2 hours.
4.10.2 耐寒	-55°C 温度中放置 2h, 恢复常温 2h 后,
Cold Resistance:	继电器的结构及性能应无异常。



abnormality in both the construction and characteristics after the relay is lift in a temperature of -55°C for 2 hours and then in room temperature and humidity for 2 hours.

Must be free from any

4.11 耐湿性

Moisture Resistance:

在温度 $(40 \pm 2)^{\circ}\text{C}$ 相对湿度 98%RH 中放置 48h, 恢复常温 2h 后, 继电器的结构及性能应无异常, 且绝缘电阻应不小于 $10\text{ M}\Omega$ (500Vd.c.)。

Realy in $(40 \pm 2)^{\circ}\text{C}$, Must be free from any abnormality in both the construction and characteristics after the relay is lift in a humidity of 98% RH for 2 hours and then in room temperature and humidity for 2 hours, Insulation resistance however must be $10\text{ M}\Omega$ (500Vd.c.)。

5. 产品标识

Marking

5.1 外壳颜色:

黑色

Case Color:

Black

5.2 印字位置:

罩子顶面

Marking Position:

Top

6. 标准测试条件

Standards Test Condition

6.1 温度:

Temperature:

$15\sim 25^{\circ}\text{C}$

6.2 湿度:

Humidity:

$25\%\sim 98\%\text{RH}$

7. 使用条件

Operating Condition

7.1 温度:

Temperature:

$-55^{\circ}\text{C}\sim 85^{\circ}\text{C}$

7.2 湿度:

Humidity:

$5\%\sim 98\%\text{RH}$

8. 储存条件

Storage Condition

8.1 温度:

Temperature: 0°C~40°C

8.2 湿度:

Humidity: 20%~80%RH

8.3 环境:

Environment:

8.3.1

产品储存场地不能有腐蚀性气体。

Store in locations where the product is not exposed to corrosive gas

8.3.2

储存中应避免阳光直照产品。

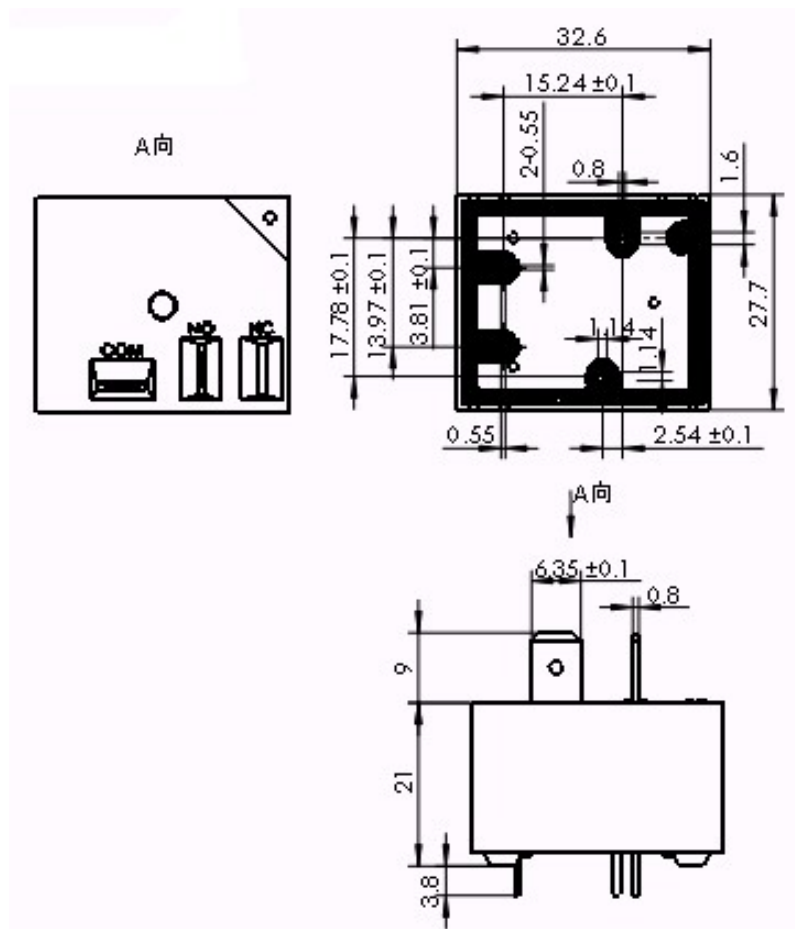
Keep product is not exposed to the direct ray of the sun.

9. 产品结构

Configuration

9.1 外形图:

Outline Schematic:

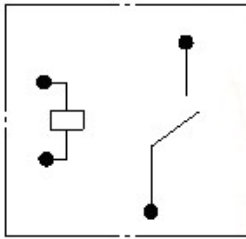


注：尺寸单位：mm

Size unit: mm

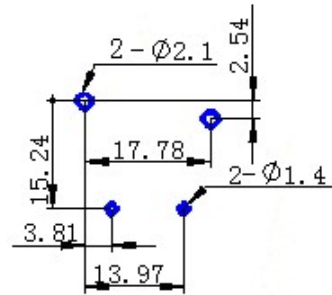
9.2 底视电路图:

Bottom circuit diagram



9.3 安装孔尺寸:

Installation dimensions



9.4 外形尺寸及公差:

Outline Dimensions and Tolerance:

9.4.1 产品外形尺寸未注明尺寸公差:

Outline dimensions hadn't specified tolerance:

外形尺寸 $\leq 1\text{mm}$ ，公差为 $\pm 0.2\text{mm}$ ，
 外形尺寸在 $1\sim 5\text{mm}$ 之间时，公差为 $\pm 0.3\text{mm}$ ，
 外形尺寸 $\geq 5\text{mm}$ ，公差为 $\pm 0.5\text{mm}$ ；
 Outline Dimensions $\leq 1\text{mm}$ ，Tolerance $\pm 0.2\text{mm}$
 Outline Dimensions $1\sim 5\text{mm}$ ，Tolerance $\pm 0.3\text{mm}$
 Outline Dimensions $\geq 5\text{mm}$ ，Tolerance $\pm 0.5\text{mm}$

9.4.2 PC板未注尺寸公差:

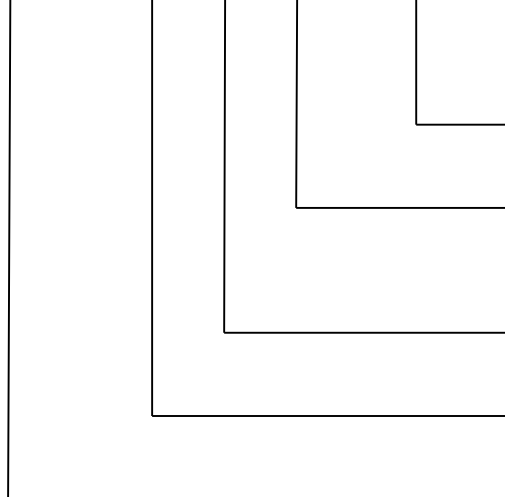
PC board dimensions hadn't specified tolerance:

$\pm 0.1\text{mm}$

10. 订货标记示例

Ordering Information

JQX-15F / 012 — 1H 6



引出端形式: 6: 印制电路板式
 Termination: 6: PCB
 触点形式: 一组动合
Contact arrangement: 1H: 1 FormA
 线圈电压: 直流
Coil voltage: DC
 规格序号
Standard Type
 产品型号
Relay Type

