

Note:  
 1. Material:  
 1.1 Housing: thermoplastic high temp.UL94V-0;  
 1.2 Latch: thermoplastic high temp.UL94V-0;  
 1.3 Terminal: copper alloy.  
 1.4 Fitting Nail: copper alloy.

2. Finish:  
 2.1 Terminal:  
 40~100u" Nickel under plating over all  
 1:1u" Gold on contact and Gold Flash on Solder  
 2:2u" Gold on contact and Gold Flash on Solder  
 3:3u" Gold on contact and Gold Flash on Solder  
 4:5u" Gold on contact and Gold Flash on Solder  
 K:3u" Gold on contact and Gold Flash on Solder  
 L:4u" Gold on contact and Gold Flash on Solder  
 M:5u" Gold on contact and Gold Flash on Solder

2.2 Fitting Nail:  
 40~100u" Nickel under plating over all  
 80~120u" Matte tin over all

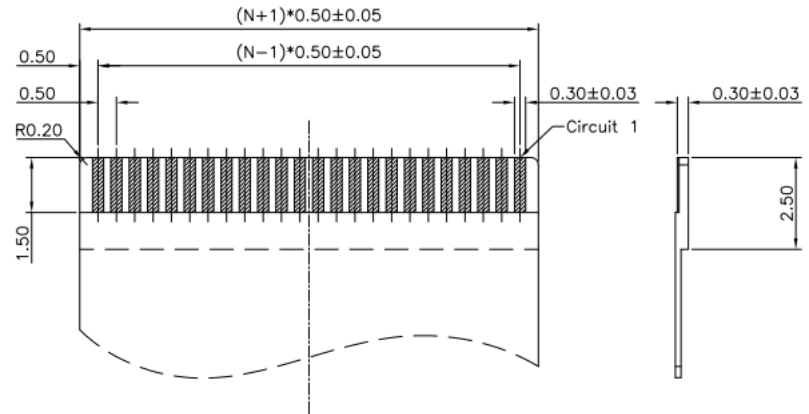
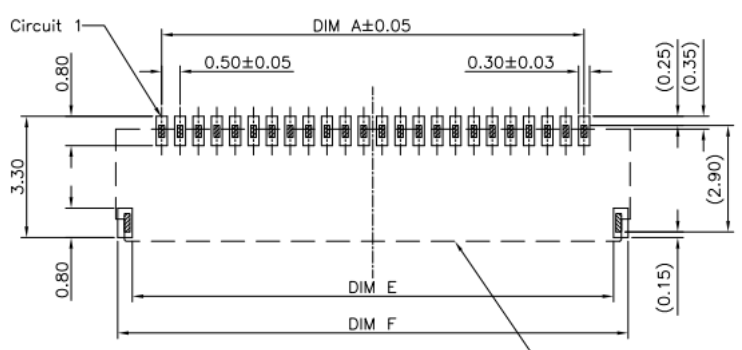
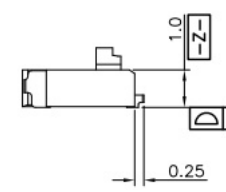
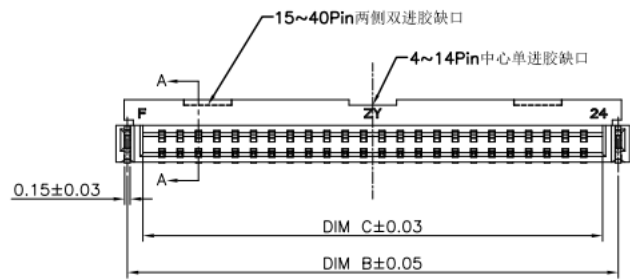
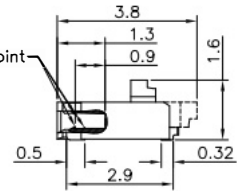
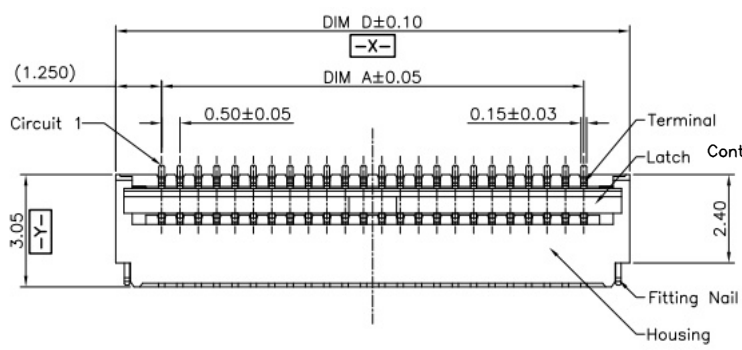
3. Product must comply HF RoHS specification.

4. Product No:  
 AFC42-S  
 CKTS \*\* F \* \* - \*\*  
 CONTACTS TYPE F \* \*  
 F:Upper & Lower

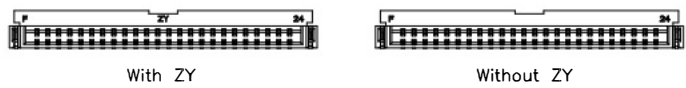
PLATING  
 1:Gold flash 1u"  
 2:Gold flash 2u"  
 3:Gold flash 3u"  
 4:Gold flash 5u"  
 K:Gold point 3u"  
 L:Gold point 4u"  
 M:Gold point 5u"  
 R:Gold point 10u" On Contact area  
 and gold flash on solder area

PACKING  
 A:Tape&Reel  
 C:Tube  
 L:Tape&Reel  
 Heat sealing

REMARKS  
 HF:Halogen free  
 Housing White  
 Latch Black  
 1H:Halogen free  
 Housing Black  
 Latch Black  
 0F:Halogen free  
 Housing White  
 Latch Black  
 Without ZY  
 2H:Halogen free  
 Housing Black  
 Latch White



CKTS	DIM A	DIM B	DIM C	DIM D	DIM E	DIM F
4	1.50	3.38	2.53	4.00	3.10	3.90
5	2.00	3.88	3.03	4.50	3.60	4.40
6	2.50	4.38	3.53	5.00	4.10	4.90
7	3.00	4.88	4.03	5.50	4.60	5.40
8	3.50	5.38	4.53	6.00	5.10	5.90
9	4.00	5.88	5.03	6.50	5.60	6.40
10	4.50	6.38	5.53	7.00	6.10	6.90
11	5.00	6.88	6.03	7.50	6.60	7.40
12	5.50	7.38	6.53	8.00	7.10	7.90
13	6.00	7.88	7.03	8.50	7.60	8.40
14	6.50	8.38	7.53	9.00	8.10	8.90
15	7.00	8.88	8.03	9.50	8.60	9.40
16	7.50	9.38	8.53	10.00	9.10	9.90
17	8.00	9.88	9.03	10.50	9.60	10.40
18	8.50	10.38	9.53	11.00	10.10	10.90
19	9.00	10.88	10.03	11.50	10.60	11.40
20	9.50	11.38	10.53	12.00	11.10	11.90
21	10.00	11.88	11.03	12.50	11.60	12.40
22	10.50	12.38	11.53	13.00	12.10	12.90
23	11.00	12.88	12.03	13.50	12.60	13.40
24	11.50	13.38	12.53	14.00	13.10	13.90
25	12.00	13.88	13.03	14.50	13.60	14.40
26	12.50	14.38	13.53	15.00	14.10	14.90
27	13.00	14.88	14.03	15.50	14.60	15.40
28	13.50	15.38	14.53	16.00	15.10	15.90
29	14.00	15.88	15.03	16.50	15.60	16.40
30	14.50	16.38	15.53	17.00	16.10	16.90
31	15.00	16.88	16.03	17.50	16.60	17.40
32	15.50	17.38	16.53	18.00	17.10	17.90
33	16.00	17.88	17.03	18.50	17.60	18.40
34	16.50	18.38	17.53	19.00	18.10	18.90
35	17.00	18.88	18.03	19.50	18.60	19.40
36	17.50	19.38	18.53	20.00	19.10	19.90
37	18.00	19.88	19.03	20.50	19.60	20.40
38	18.50	20.38	19.53	21.00	20.10	20.90
39	19.00	20.88	20.03	21.50	20.60	21.40
40	19.50	21.38	20.53	22.00	21.10	21.90
41	20.00	21.88	21.03	22.50	21.60	22.40
42	20.50	22.38	21.53	23.00	22.10	22.90
43	21.00	22.88	22.03	23.50	22.60	23.40
44	21.50	23.38	22.53	24.00	23.10	23.90
45	22.00	23.88	23.03	24.50	23.60	24.40
46	22.50	24.38	23.53	25.00	24.10	24.90
47	23.00	24.88	24.03	25.50	24.60	25.40
48	23.50	25.38	24.53	26.00	25.10	25.90
49	24.00	25.88	25.03	26.50	25.60	26.40
50	24.50	26.38	25.53	27.00	26.10	26.90

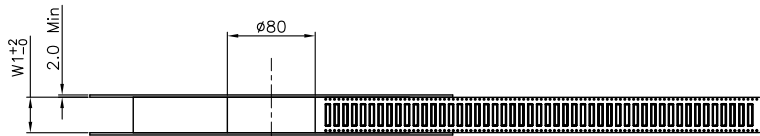


Rev	Change Description	Date	Revison
版本	变更内容	日期	制/修订人
E	新增白底黑盖规格	2020/03/03	
D	新增白底黑盖规格	2019/06/15	
C	新增电镀规格	2019/02/20	
B	更新进胶缺口外观说明	2019/01/24	
A	初版发行	2013/11/26	

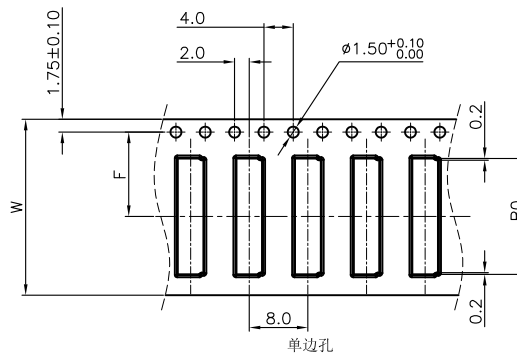
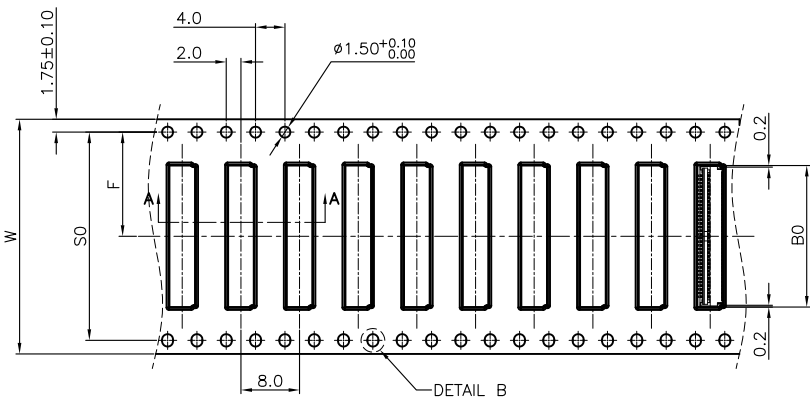
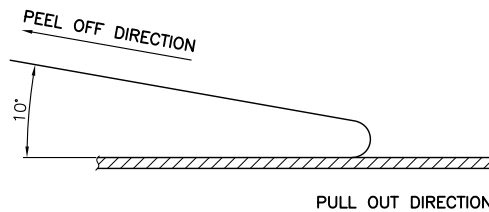
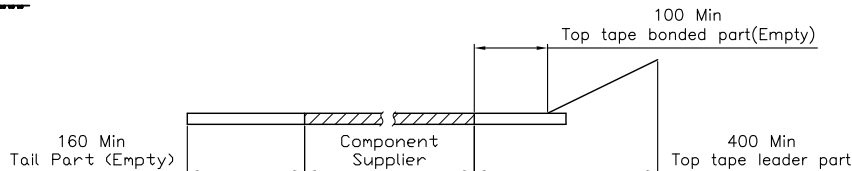
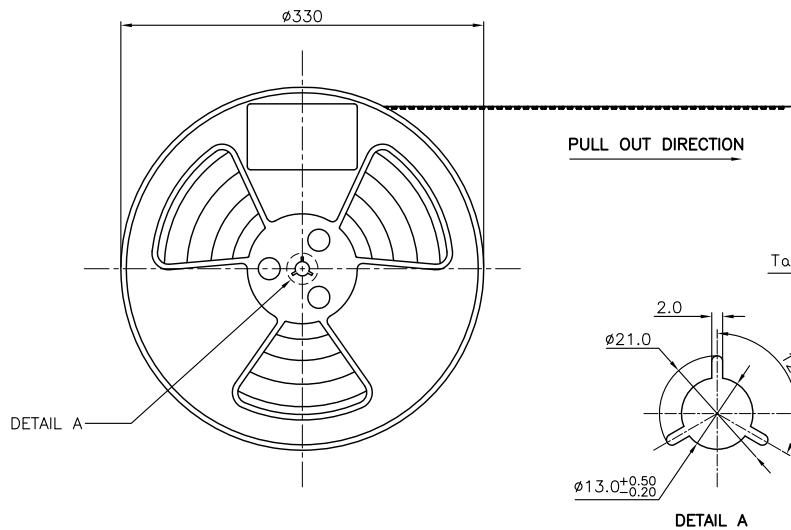
CUSTOMER DRAWING  
 Tolerance Unspecified (未注公差)  
 0.0 ±0.15 0° ±5°  
 0.00 ±0.10 0° ±3°  
 0.000 ±0.05 0° ±1°

Project View (投影视角)  
 1  
 2  
 3  
 4  
 5  
 6  
 7  
 8

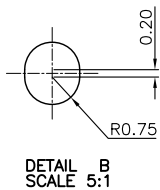
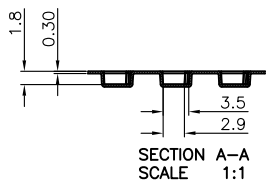
浙江创都电子科技有限公司  
 Product Name(产品名称):  
 0.5Pitch H=1.0 FPC/FFC Back-Flip R/A Type3 SMT CONN  
 Product No(产品料号):  
**CAX-AFC42-05XMB-H1.0**  
 Designer(设计): 吴小光  
 Checked(审核):  
 Approved(核准):



- NOTES:
1. 10 SPROCKET HOLE PITCH CUMULATIVE TOLERANCE.±0.20mm
  2. CARRIER CAMBER NOT TO EXCEED 1mm IN 250mm.
  3. ALL DIMENSIONS MEET EIA-481-C REQUIREMENTS.
  4. MATERIAL: BLACK ANTI-STATIC POLYSTYRENE.
  5. THICKNESS: 0.30 ± 0.05 mm.
  6. PACKING LENGTH PER 13" REEL : 32.40METERS.
  7. COMPONENT LOAD PER 13" REEL : 4000PCS.
  8. PEELING OFF FORCE OF TOP TAPE 0.1N~0.7N(10.2gf~71.4gf).



CKTS FOR 1.0 PITCH	CKTS FOR 0.5 PITCH	B0±0.10	W	W1	F±0.10	S0±0.10
	4	4.30				
	5	4.80				
	6	5.30				
	7	5.80	16+0.3/-0	16.4	7.5	
	8	6.30				
	9	6.80				
	10	7.30				
	11	7.80				
	12	8.30				
	13	8.80				
	14	9.30				
	15	9.80				
	16	10.30				
	17	10.80				
	18	11.30				
	19	11.80	24+0.3/-0	24.4	11.5	单边孔
	20	12.30				
	21	12.80				
	22	13.30				
	23	13.80				
	24	14.30				
	25	14.80				
	26	15.30				
	27	15.80				
	28	16.30				
	29	16.80				
	30	17.30				
	31	17.80				
	32	18.30				
	33	18.80	32±0.30	32.4	14.2	28.4
	34	19.30				
	35	19.80				
	36	20.30				
	37	20.80				
	38	21.30				
	39	21.80				
	40	22.30				
	41	22.80				
	42	23.30				
	43	23.80				
	44	24.30				
	45	24.80	44±0.35	44.4	20.2	40.4
	46	25.30				
	47	25.80				
	48	26.30				
	49	26.80				
	50	27.30				



CLASSIFICATION DIMENSION (尺寸类别):  
 FAT (首次检验): ⊙ To ⊙  
 ■ MARK IS MAJOR DIM (重点尺寸标示)  
 \* ⊕ MARK IS CRITICAL DIM (Cpk&Cp标示)

Tolerance Unspecified (未注公差)	Size (图幅): A4
0.0 ±0.10 0° ±3°	Unit (单位): MM
0.00 ±0.05 0° 0 ±2°	Scale (比例): 1:1
0.000 ±0.02 0° 00 ±1°	Page (页数): 1 OF 1
Project View (投影视角)	Rev (版本): 1.0

浙江创都电子科技有限公司

Product Name (产品名称): 0.5Pitch H=1.0 FPC/FPC 后压卧式SMT型. 载带		
Product No (产品料号): EB-350XXX180-00		
Drawing No (图面编号): DNE00056-1	Date (日期): 2012/05/18	
Designer (设计): Allan	Checked (审核):	Approved (核准):

1.0	初版发行	2012/05/18	Allan
Rev 版本	Change Description 变更内容	Date 日期	Revisor 制/修订人