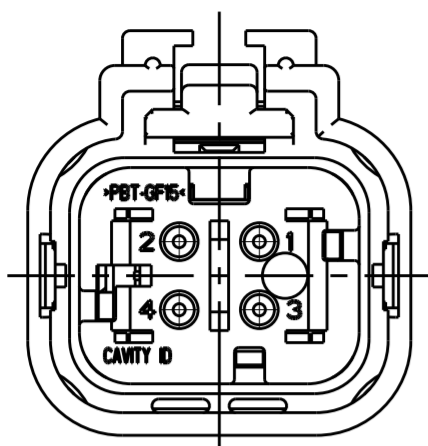
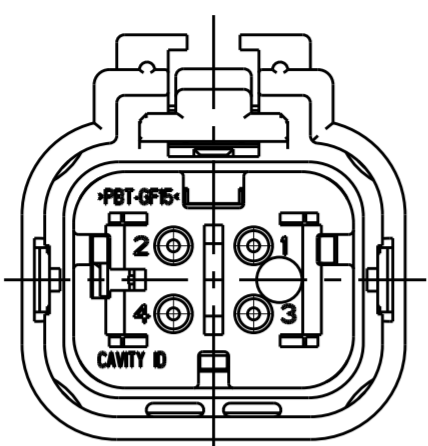


THIS DRAWING IS UNPUBLISHED. RELEASED FOR PUBLICATION. ALL RIGHTS RESERVED.

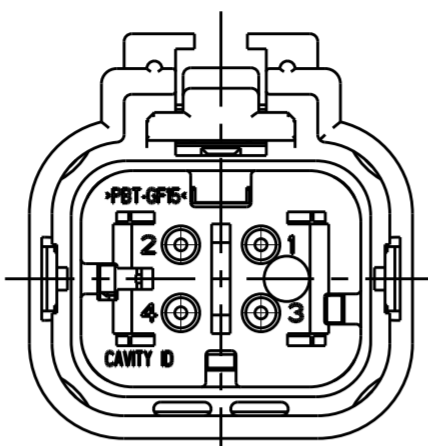
REVISIONS					
P	LTR	DESCRIPTION	DATE	DWN	APVD
A		REL PER ECO-18-014654	06SEP2018	JM	RB
AI		REV PER ECO-18-016694	18OCT2018	JM	RB



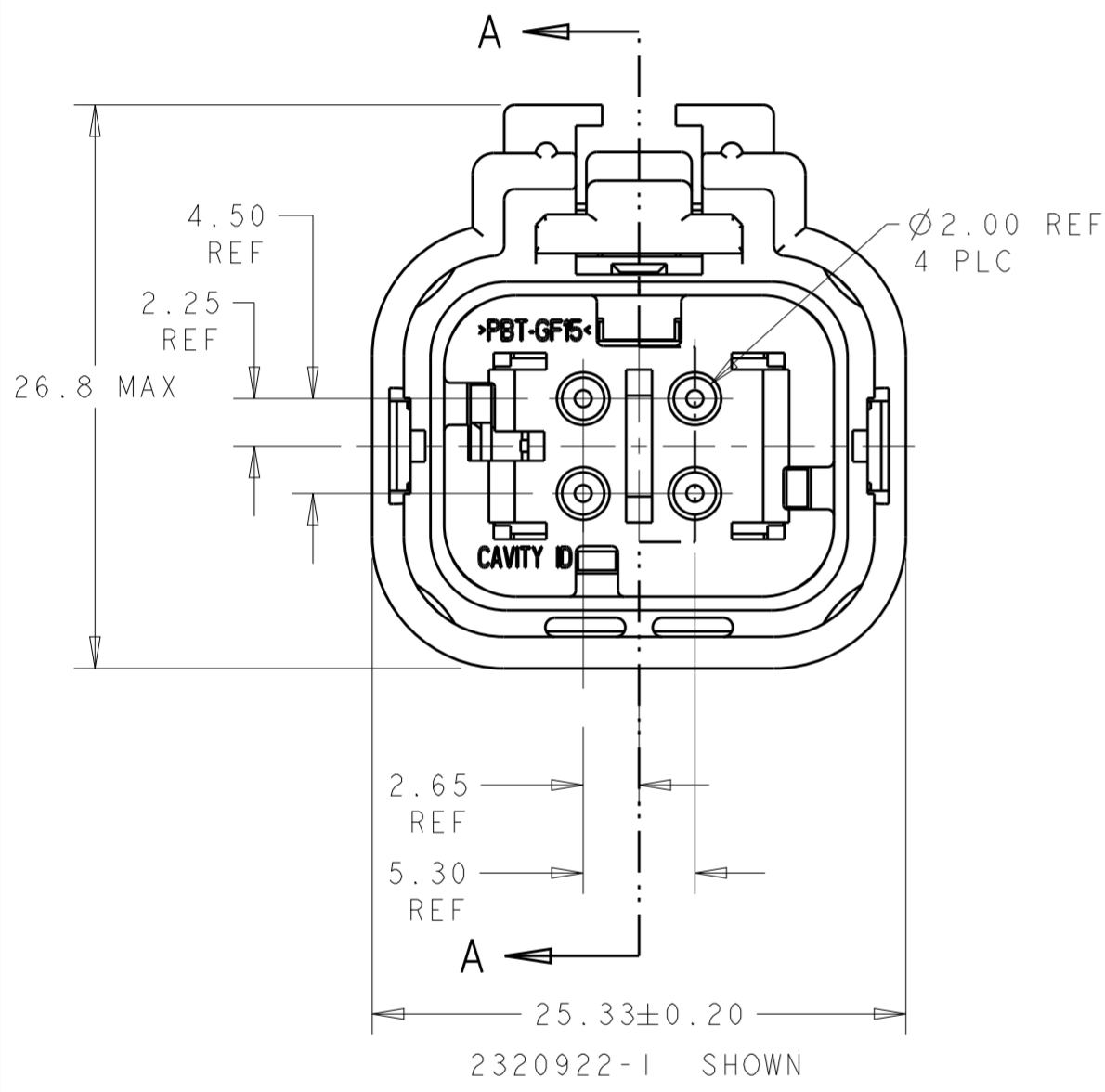
2320922-2  
SCALE 2:1



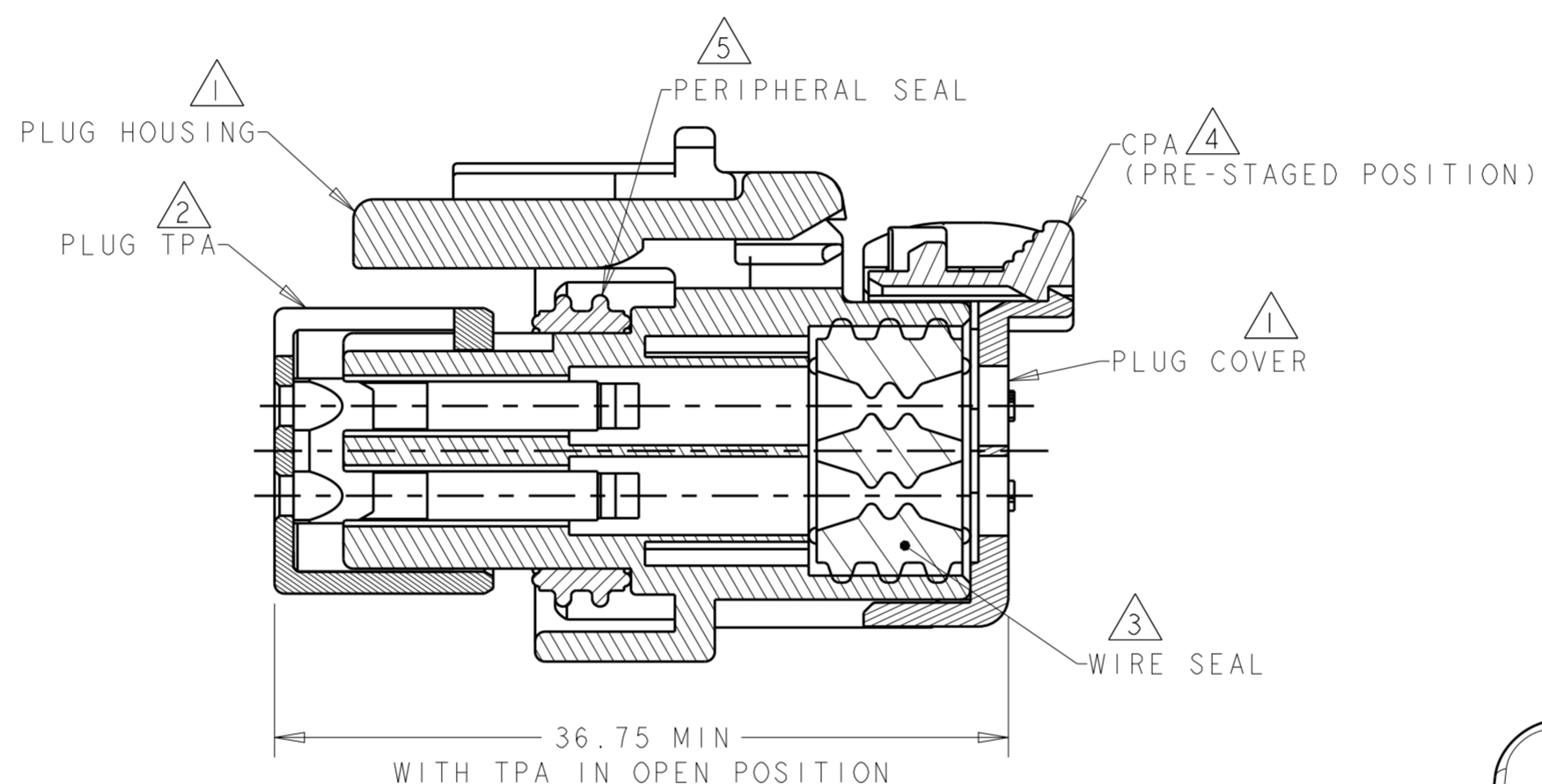
2320922-3  
SCALE 2:1



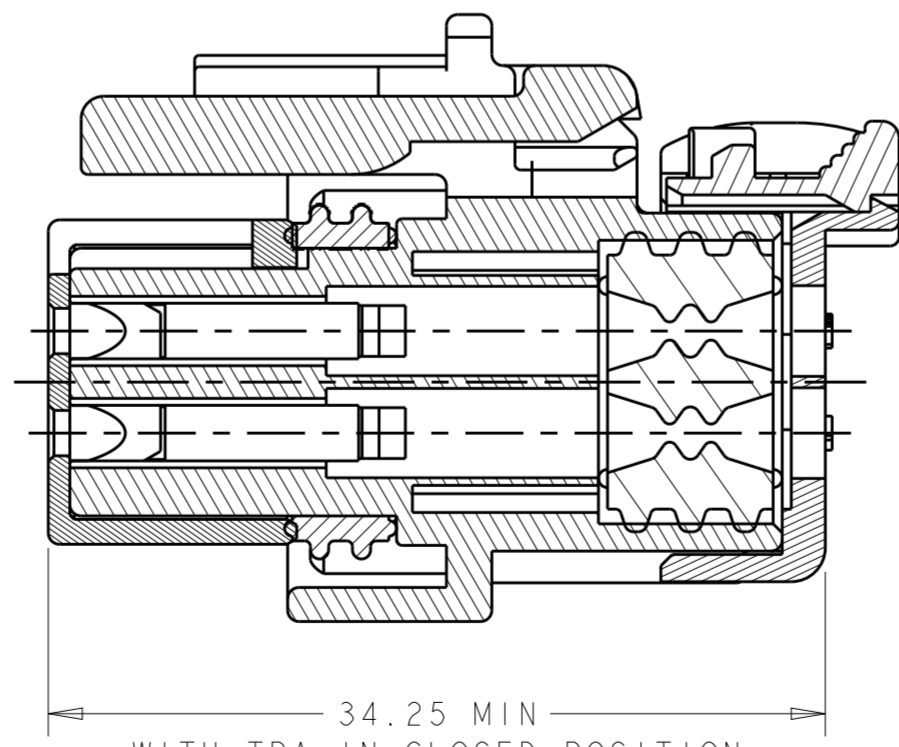
2320922-4  
SCALE 2:1



2320922-1 SHOWN

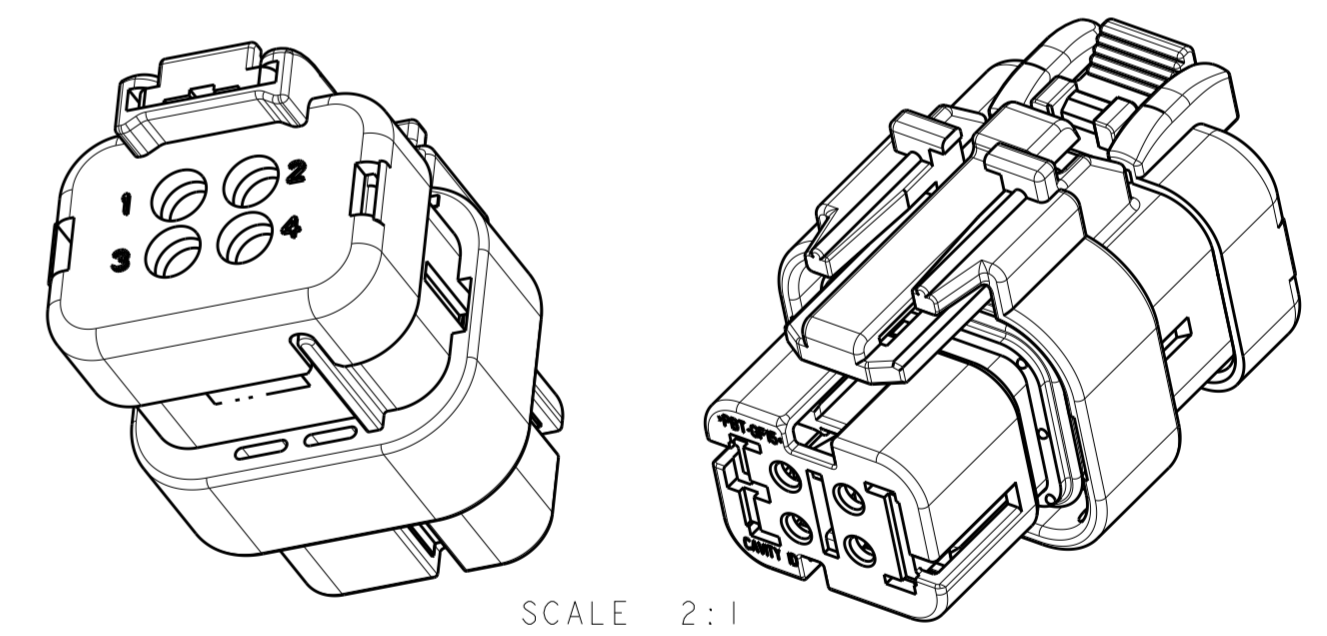


SECTION A-A



SECTION A-A

- 1 MATERIAL: 15% FIBERGLASS REINFORCED PBT  
COLOR: GRAY
- 2 MATERIAL: 15% FIBERGLASS REINFORCED PBT  
COLOR: (SEE TABLE)
- 3 MATERIAL: SILICONE  
COLOR: RUST
- 4 MATERIAL: 15% FIBERGLASS REINFORCED PBT  
COLOR: ORANGE
- 5 MATERIAL: SILICONE  
COLOR: TAN
- 6. RECOMMENDED WIRE DIAMETER RANGE IS 1.30 TO 2.54mm.
- 7. RECOMMENDED BACKSHELLS:  
STRAIGHT EXIT:  
A. 2292799-1 SMOOTH WIRE EXIT  
B. 2292799-2 NCI6/NWI3 CONDUIT WIRE EXIT  
C. 2292799-3 NCI2/NWI0 CONDUIT WIRE EXIT  
90° EXIT:  
D. 2302492-1 SMOOTH WIRE EXIT  
E. 2302492-2 NCI6/NWI3 CONDUIT WIRE EXIT  
F. 2302492-3 NCI2/NWI0 CONDUIT WIRE EXIT
- 8. RECOMMENDED SEAL PLUG: 776363-1
- 9. MATING CONNECTOR: 2320928-X



SCALE 2:1

D	ORANGE	2320934-4
C	PURPLE	2320934-3
B	BLUE	2320934-2
A	TAN	2320934-1
KEY	TPA COLOR	PART NUMBER

THIS DRAWING IS A CONTROLLED DOCUMENT.		DWN J. MCNEAL 03APR2018	TE Connectivity	
DIMENSIONS: mm		CHK R. BALTER 03APR2018		
TOLERANCES UNLESS OTHERWISE SPECIFIED:		APVD R. BALTER 03APR2018	NAME PLUG ASSEMBLY, 4 POSITION REDUCED DIA SEAL, HIGH TEMP, AMPSEAL 16	
0 PLC ±		PRODUCT SPEC 108-2184	SIZE A2	
1 PLC ±		APPLICATION SPEC 114-13065	CAGE CODE -	
2 PLC ±0.20		WEIGHT 12.5±1g	DRAWING NO G-2320934	
3 PLC ±		Customer Drawing	RESTRICTED TO -	
4 PLC ±			SCALE 1:1	
ANGLES ±			SHEET OF	
FINISH -			REV AI	