

RCBO DS201

Data sheet



The 1P+N DS201 RCBOs are the perfect solution for a complete protection against overcurrent and earth fault currents. In two modules width the series ensure, at any time and under any condition, the safety of people, facilities and related equipment.

—
01

—
01 DS201: residual current circuit breaker with overcurrent protection

DS201 is a 1P+N RCBO compliant to product standard IEC/EN 61009 and with the following main technical features:

- Breaking capacity 4.5 - 6 -10 kA
- Type AC - A - APR - F
- Sensitivity 10 - 30 - 100 - 300 mA
- Tripping characteristics B - C - K
- Rated current from 1 to 40 A

Application benefits

- Supply possible both from top and bottom and in parallel with cables and busbars thanks to terminals composed by two different seats: a front seat for 25 mm² cables and a back seat for 10 mm² busbars.
- Easy troubleshooting and reduced downtime for maintenance operations thanks to the earth fault indicator (blue flag on the toggle) and contact position indicator (CPI).
- Product Made in Italy, with RFid tag on the product side to authenticate the device.
- Family feeling in the System pro M compact® range.

RCBOs DS201

Technical data



		DS201 L		
Standards		IEC/EN 61009-1; IEC/EN 61009-2-1		
Electrical features	Type (wave form of the earth leakage sensed)	A - AC - APR		
	Number of poles	1P + N		
	Rated current I_n	A	$6 \leq I_n \leq 32$	
	Rated sensitivity $I_{\Delta n}$	A	0.01 - 0.03 - 0.3	
	Rated voltage U_e	V	230-240	
	Insulation voltage U_i	V	500 V AC	
	Overtoltage category	III		
	Pollution degree	2		
	Operating voltage of circuit test U_t	V	110 (170 for 30mA) - 264	
	Rated frequency	Hz	50/60	
	Rated breaking capacity acc. to IEC/EN 61009-1	I_{cn}	A	4500
	Rated breaking capacity acc. to IEC/EN 60947-2 (only referring to short circuit test)	ultimate I_{cu}	kA	6
		service I_{cs}	kA	4.5
	Rated residual breaking capacity $I_{\Delta m}$ according to EN 61009-1	$I_{\Delta m}$	A	4500
	Rated residual breaking capacity $I_{\Delta m}$ according to IEC 61009-1	$I_{\Delta m}$	A	4500
	Rated impulse withstand voltage (1.2/50) U_{imp}	kV	4 kV	
	Dielectric test voltage at ind. freq. for 1 min.	kV	2 kV (50 / 60Hz, 1 min.)	
	Thermomagnetic release - characteristic	B: $3 I_n \leq I_n \leq 5 I_n$		
		C: $5 I_n \leq I_n \leq 10 I_n$	■	
		K: $10 I_n \leq I_n \leq 14 I_n$		
Energy limiting class acc. to EN 61009-1			3	
Surge current resistance (wave 8/20)	A		NA for A, AC versions; 3000 for APR version	
Mechanical features	Housing	Insulation group I - II, RAL 7035		
	Toggle	Insulation group II, Black RAL 9005, sealable in ON-OFF positions		
	Contact position indication	Green/Red Window		
	Earth fault trip indication	Blue flag on toggle		
	Electrical life	operations	10000	
	Mechanical life	operations	20000	
	Protection degree acc. to EN 60529	housing	IP4X	
		terminals	IP2X	
	Shock resistance acc. to IEC/EN 60068-2-27			25g - 2 shocks - 13ms
	Vibration resistance acc. to IEC/EN 60068-2-6			0.1 mm or 1 g - 20 cycles at 5...150...5 Hz
	Environmental conditions (damp heat) acc. to IEC/EN 60068-2-30	°C/RH	28 cycles with 55°C/90-96% and 25°C/95-100%	
	Reference temperature for setting of thermal element	°C	30	
	Ambient temperature (with daily average $\leq +35$ °C)	°C	-25...+55	
Storage temperature	°C	-40...+70		



DS201	DS201 M	DS201 M 110V
IEC/EN 61009-1; IEC/EN 61009-2-1	IEC/EN 61009-1; IEC/EN 61009-2-1	IEC 61009-1; IEC 61009-2-1
A - AC - APR	A - AC - APR - F	A
1P + N	1P + N	1P + N
$1 \leq I_n \leq 40$	$4 \leq I_n \leq 40$	$6 \leq I_n \leq 40$
0.01 - 0.03 - 0.1 - 0.3	0.01 - 0.03 - 0.1 - 0.3	0.03
230-240	230-240	230-240
500 V AC	500 V AC	500 V AC
III	III	III
2	2	2
110 (170 for 30mA) - 264	110 (170 for 30mA) - 264	110 - 264
50/60	50/60	50/60
6000	10000	10000
10	15	15
7.5	11.2	11.2
6000	6000	6000
6000 up to 25 A; 4500 for 32A and 40A	6000 up to 25 A; 4500 for 32A and 40A	6000 up to 25 A; 4500 for 32A and 40A
4 kV	4 kV	4 kV
2kV (50 / 60Hz, 1 min.)	2 kV (50 / 60Hz, 1 min.)	2 kV (50 / 60Hz, 1 min.)
■	■	■
■	■	■
■	■	
3	3	NA
NA for A, AC versions; 3000 for APR version	NA for A, AC versions; 3000 for APR and F version	NA
Insulation group I - II, RAL 7035	Insulation group I - II, RAL 7035	Insulation group I - II, RAL 7035
Insulation group II, Black RAL 9005, sealable in ON-OFF positions	Insulation group II, Black RAL 9005, sealable in ON-OFF positions	Insulation group II, Black RAL 9005, sealable in ON-OFF positions
Green/Red Window	Green/Red Window	Green/Red Window
Blue flag on toggle	Blue flag on toggle	Blue flag on toggle
10000	10000	10000
20000	20000	20000
IP4X	IP4X	IP4X
IP2X	IP2X	IP2X
25g - 2 shocks - 13ms	25g - 2 shocks - 13ms	25g - 2 shocks - 13ms
0.1 mm or 1 g - 20 cycles at 5...150...5 Hz	0.1 mm or 1 g - 20 cycles at 5...150...5 Hz	0.1 mm or 1 g - 20 cycles at 5...150...5 Hz
28 cycles with 55°C/90-96% and 25°C/95-100%	28 cycles with 55°C/90-96% and 25°C/95-100%	28 cycles with 55°C/90-96% and 25°C/95-100%
30 (20 for K tripping char)	30 (20 for K tripping char)	30
-25...+55	-25...+55	-25...+55
-40...+70	-40...+70	-40...+70

RCBOs DS201

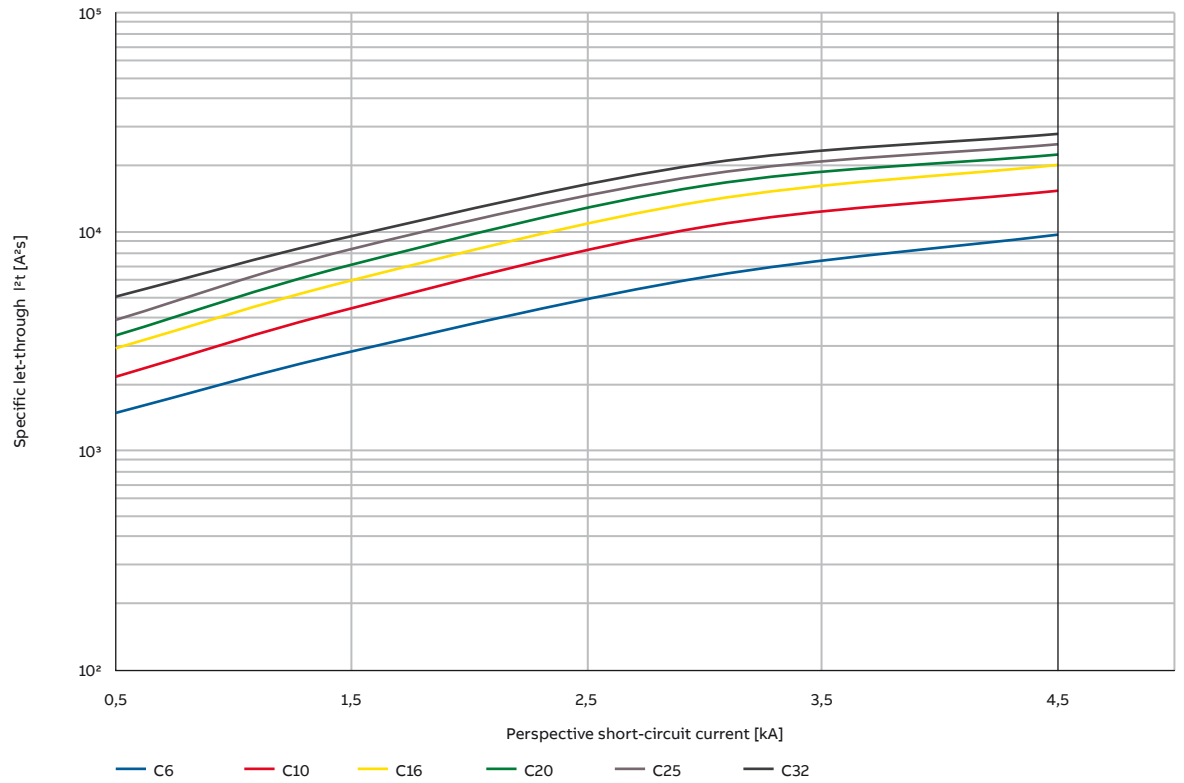
Technical data



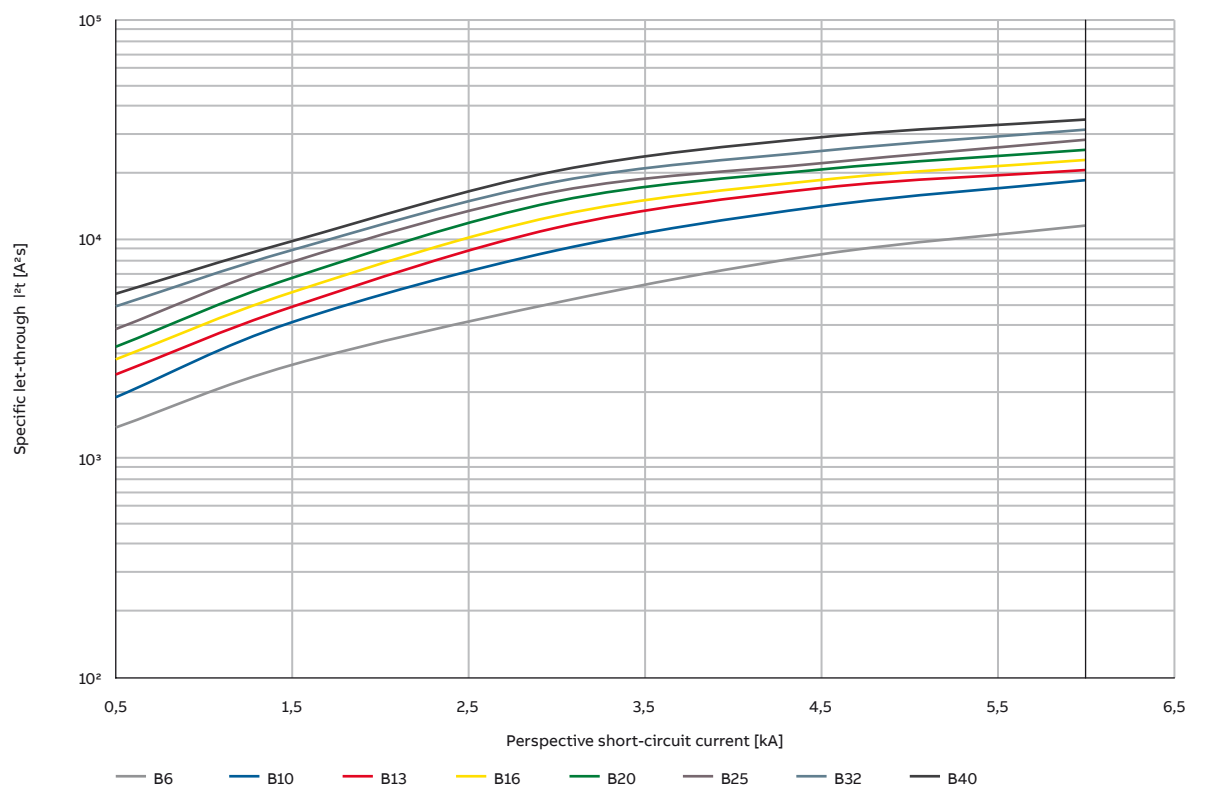
			DS201 L
Installation	Terminal type	top / bottom	failsafe bi-directional cylinder-lift terminal (shock protected)
	Terminal size for cables	top / bottom	mm ² 25/25
	Terminal size for busbars	top / bottom	mm ² 10/10
	Solid /stranded wiring		1 x 0,75-25 mm ² for front terminal and 1 x 1-10 mm ² for rear terminal; 2 x 0,75-10 mm ² for front terminal
	Flexible wires with or without ferrules		1 x 0,75-16 mm ² for front terminal and 1 x 1-4 mm ² for rear terminal; 2 x 0,75-6 mm ² for front terminal
	Solid /stranded and flexible wiring with or without ferrules		2 x 0,75-4 mm ² for front terminal and 2 x 1,5 mm ² or 1 x 2,5-4 mm ² for rear terminal
	Tightening torque	top / bottom	Nm 2.8
	Stripping length of the cable		mm 12
	Mounting		on DIN rail EN 60715 (35mm) by means of mounting clip
	Mounting position		Any
Supply from		Top/Bottom terminals	
Dimensions and weight	Dimensions (H x D x W)	mm	85 x 69 x 35
	Weight	g	200
Combination with auxiliary elements	Combinable with accessories and auxiliaries	Auxiliary contact	yes
		Signal contact / auxiliary contact	yes
		Shunt trip	yes
		Auxiliary contact for bottom fitting	yes
		Undervoltage release	yes
		Overvoltage release	yes
	Motor operating device	yes	

RCBOs DS201
 Technical data

Specific let-through energy I²t DS201L - Characteristic C

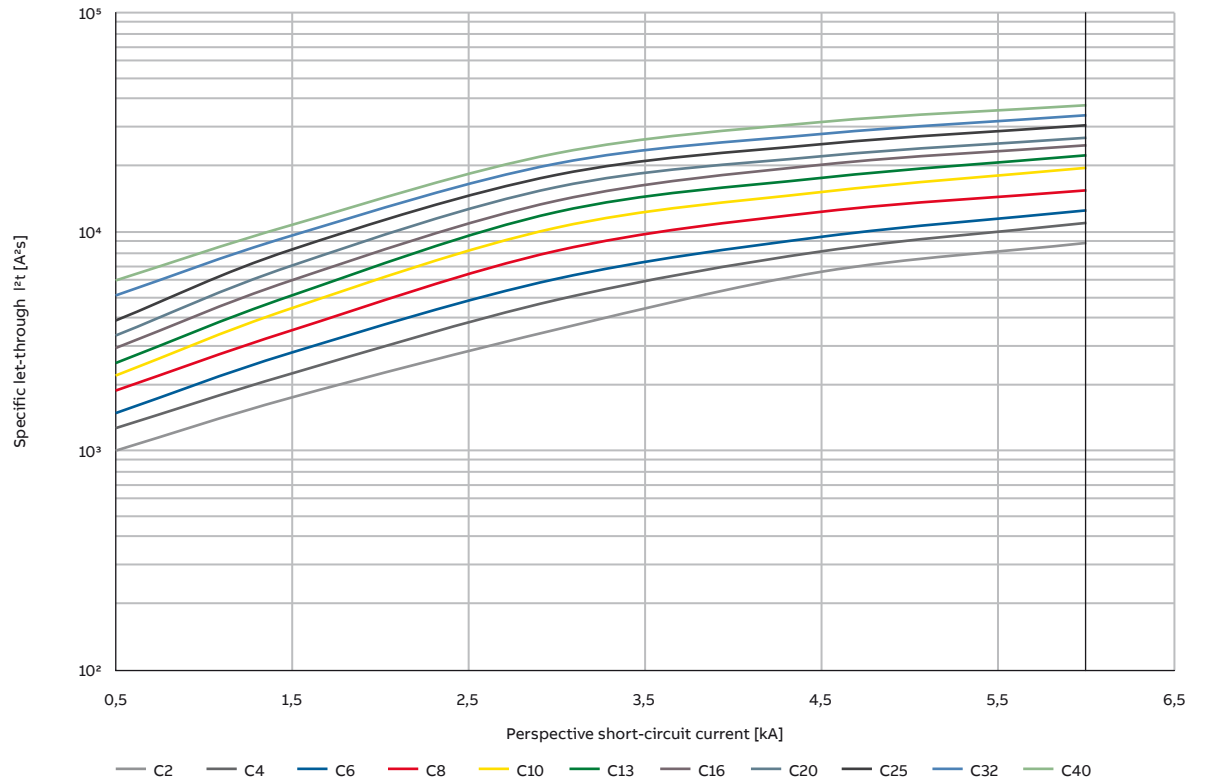


Specific let-through energy I²t DS201 - Characteristic B

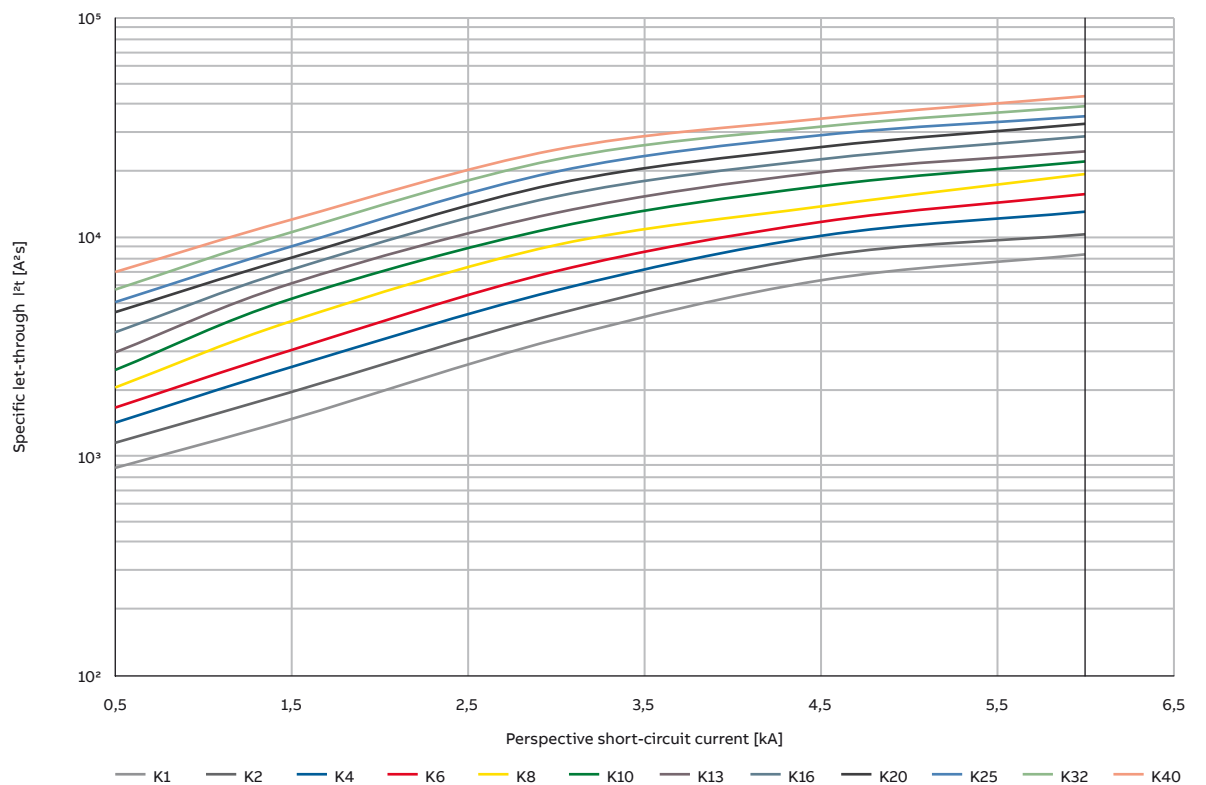


RCBOs DS201
 Technical data

Specific let-through energy I^2t DS201 - Characteristic C

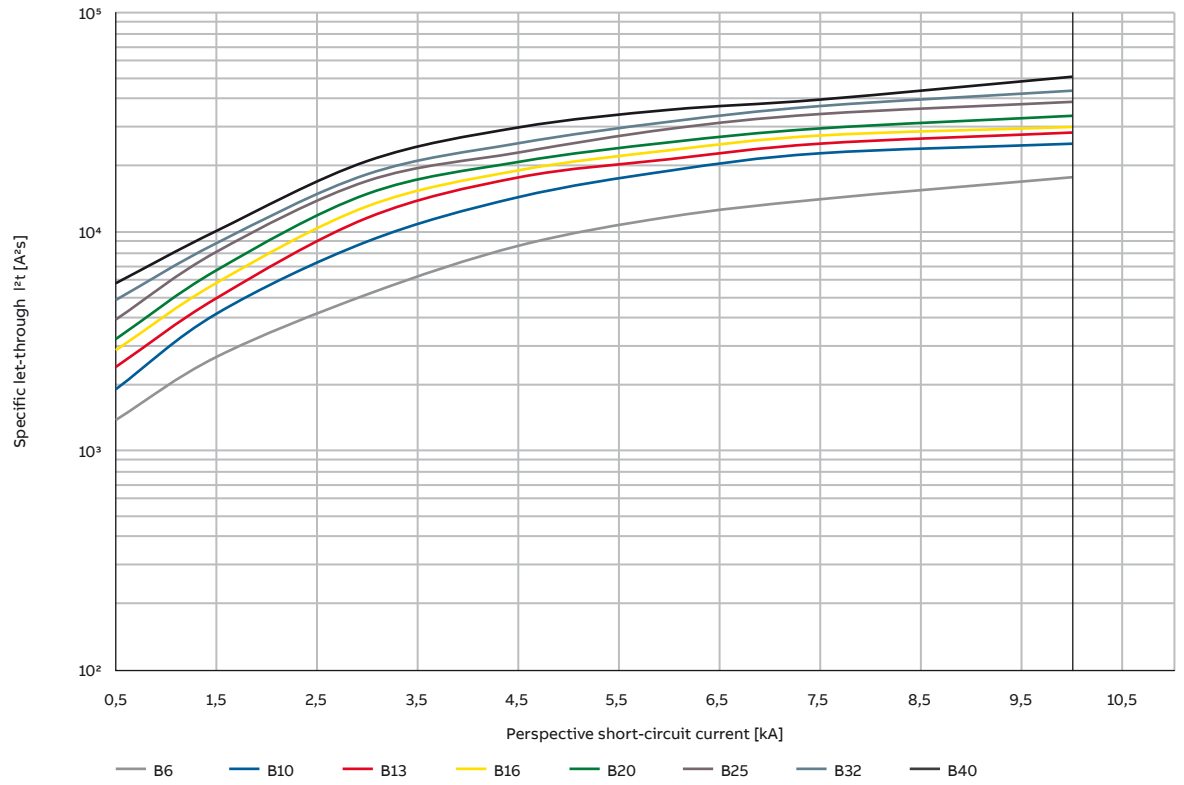


Specific let-through energy I^2t DS201 - Characteristic K

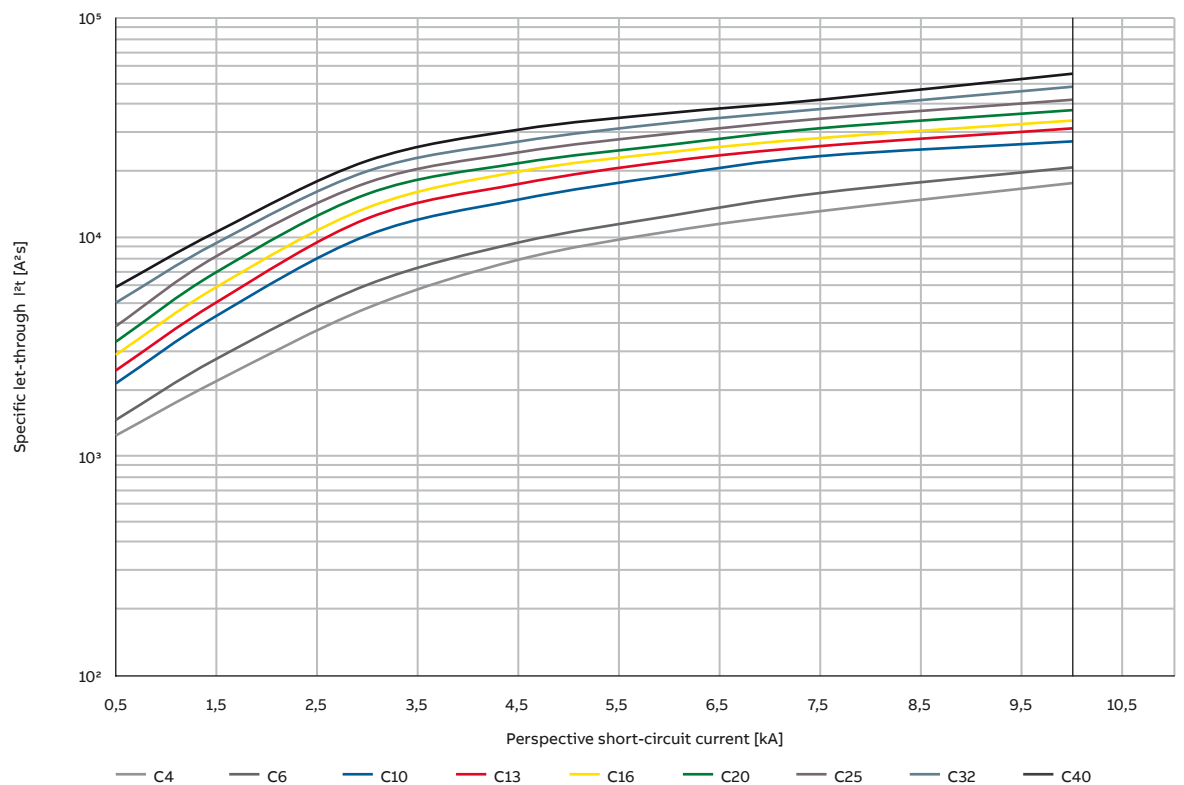


RCBOs DS201
 Technical data

Specific let-through energy I^2t DS201M - Characteristic B

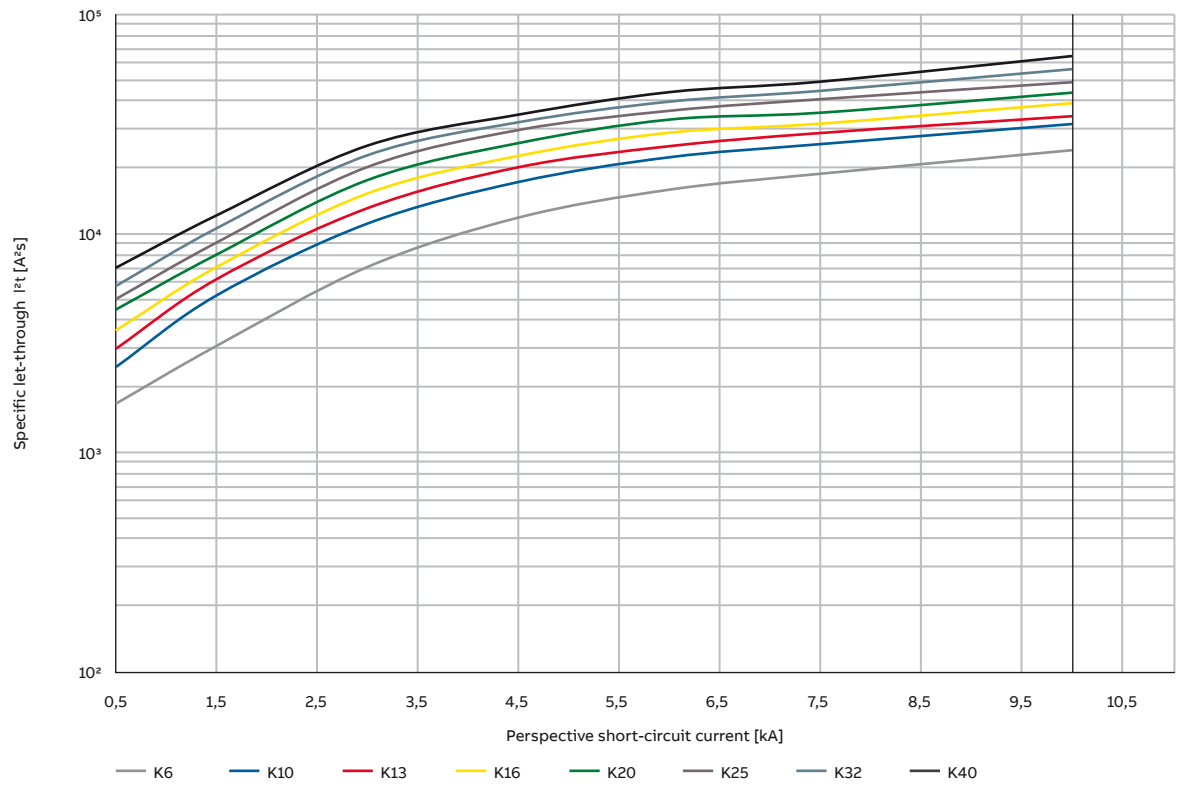


Specific let-through energy I^2t DS201M - Characteristic C



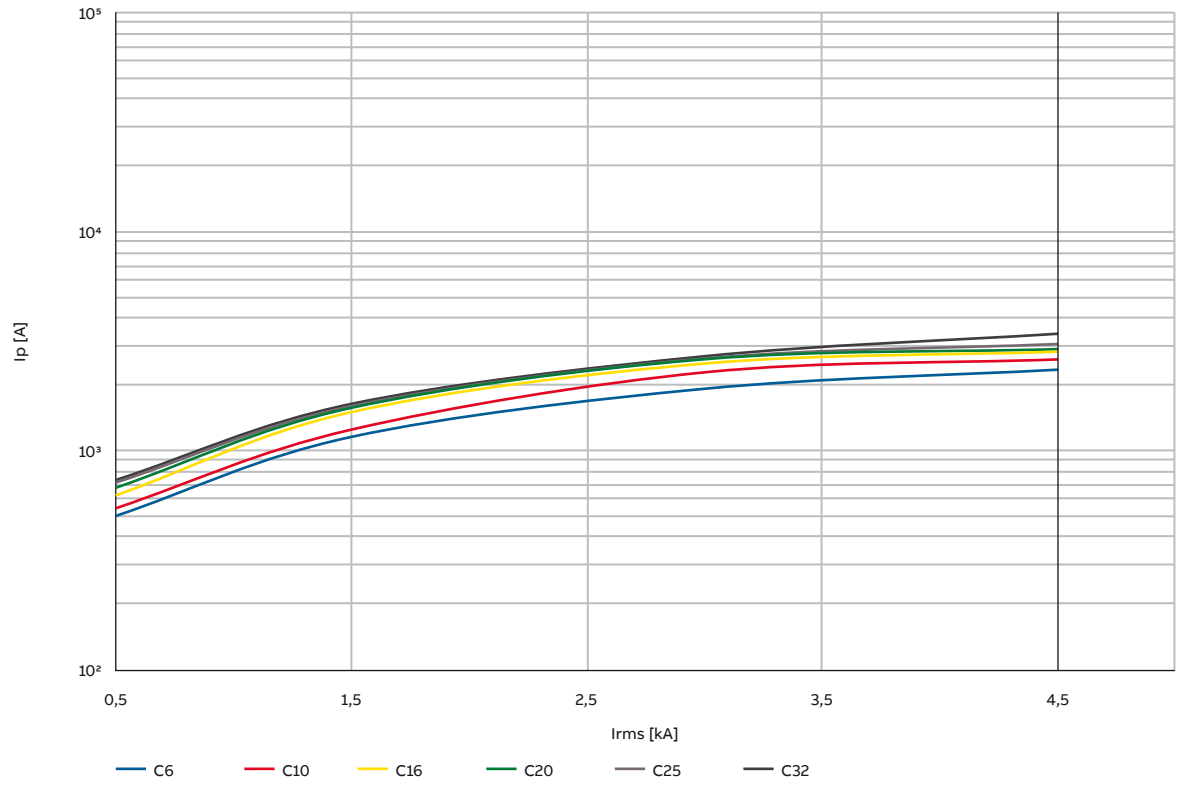
RCBOs DS201
 Technical data

Specific let-through energy I^2t DS201M - Characteristic K

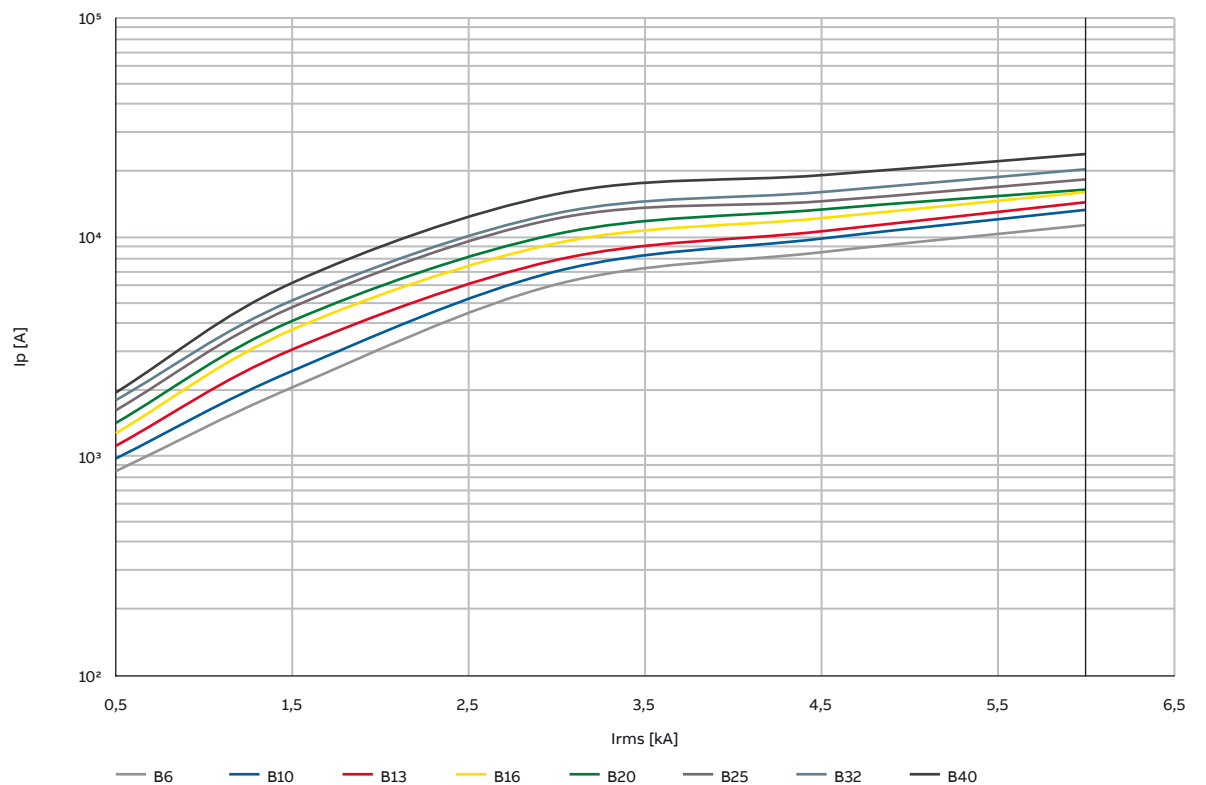


RCBOs DS201
 Technical data

I_{peak} DS201L - Characteristic C

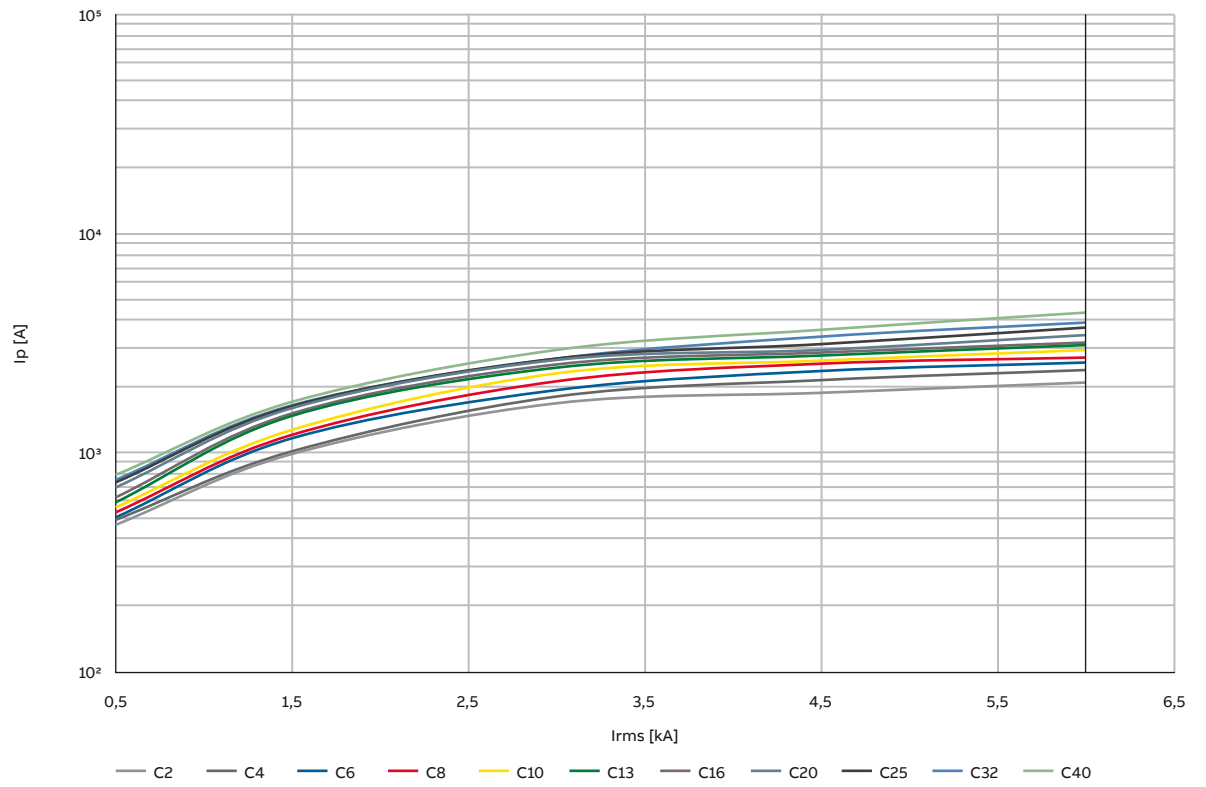


I_{peak} DS201 - Characteristic B

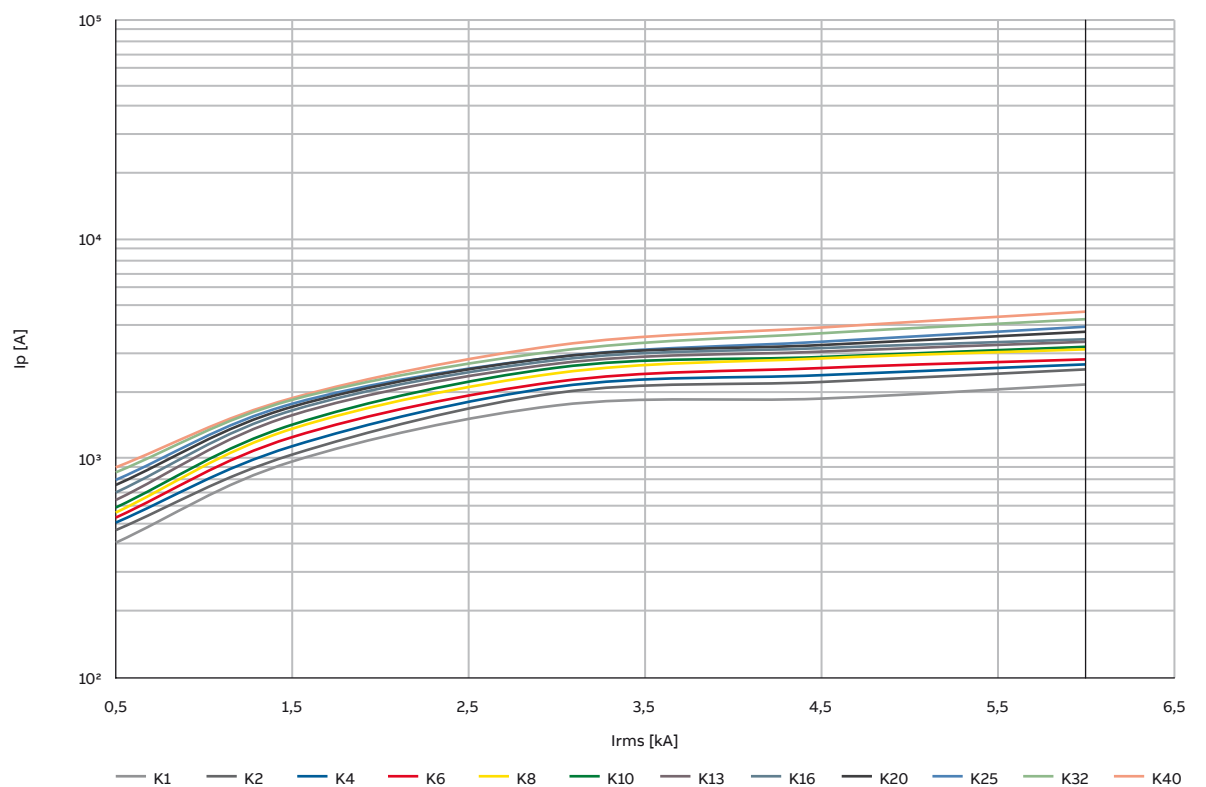


RCBOs DS201
 Technical data

I_{peak} DS201 - Characteristic C

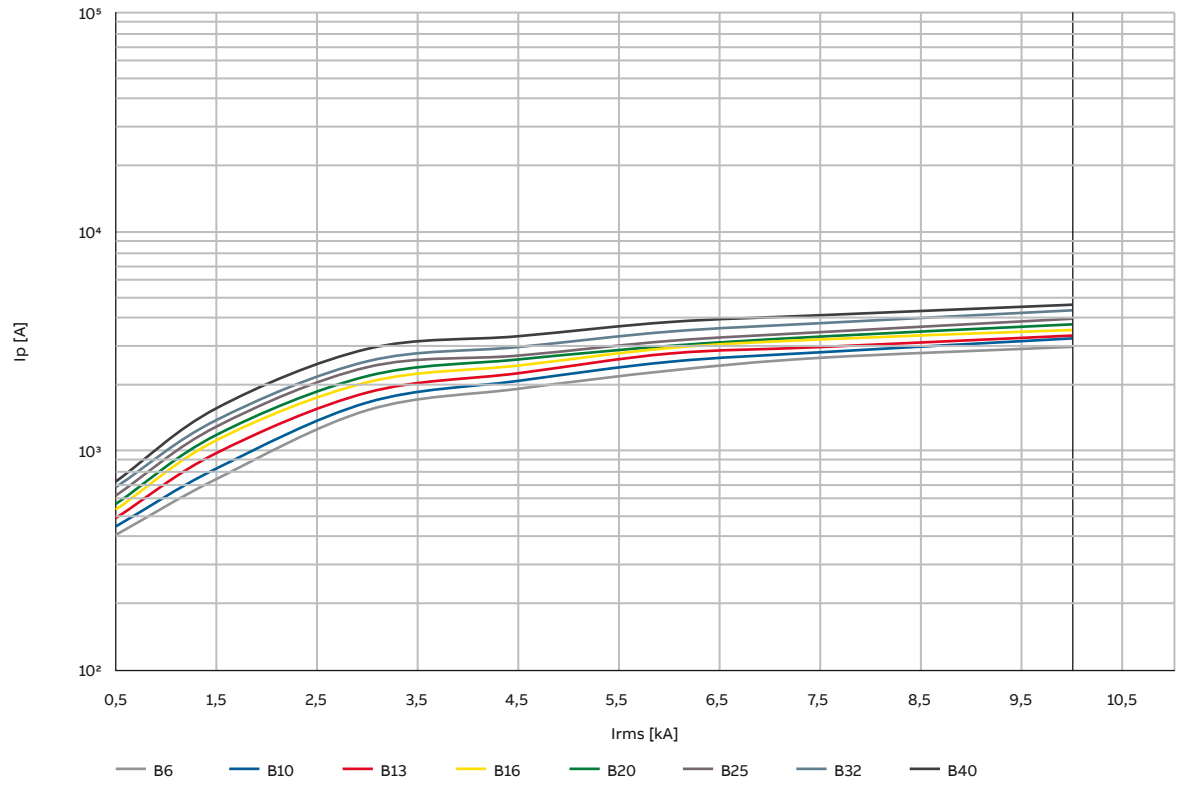


I_{peak} DS201 - Characteristic K

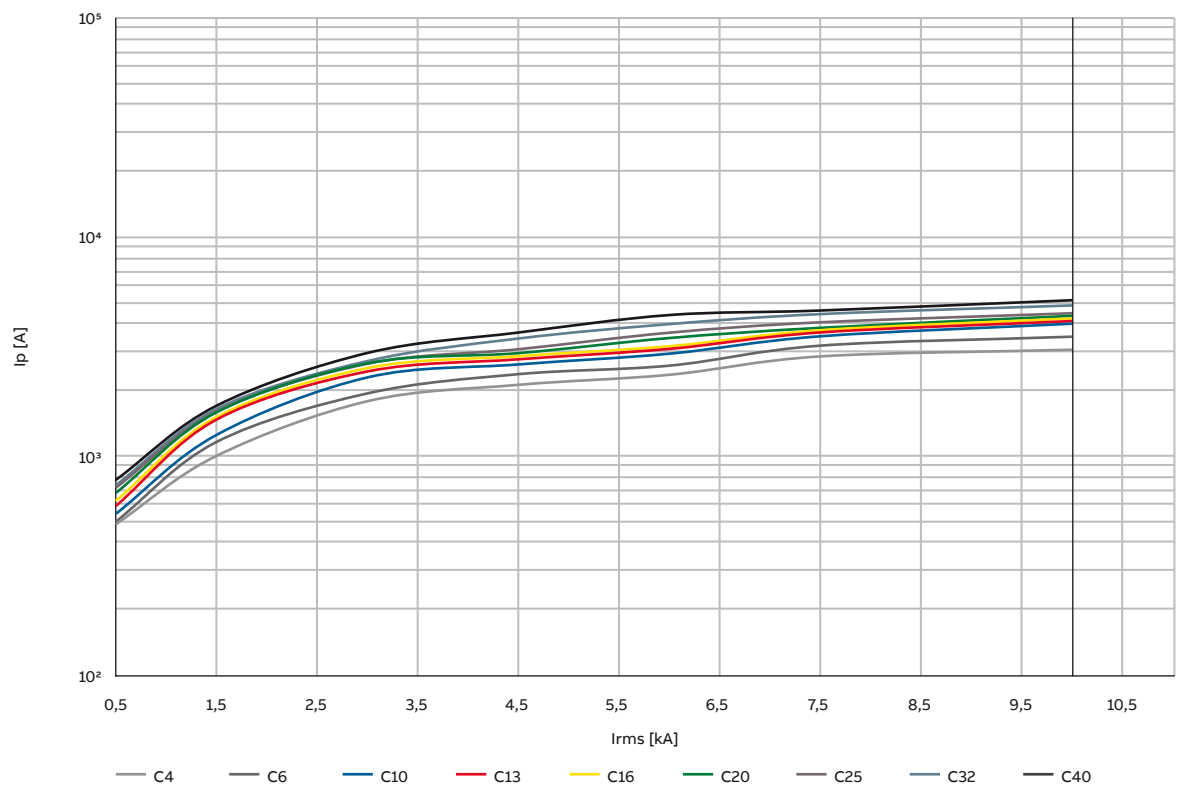


RCBOs DS201
 Technical data

I_{peak} DS201M - Characteristic B

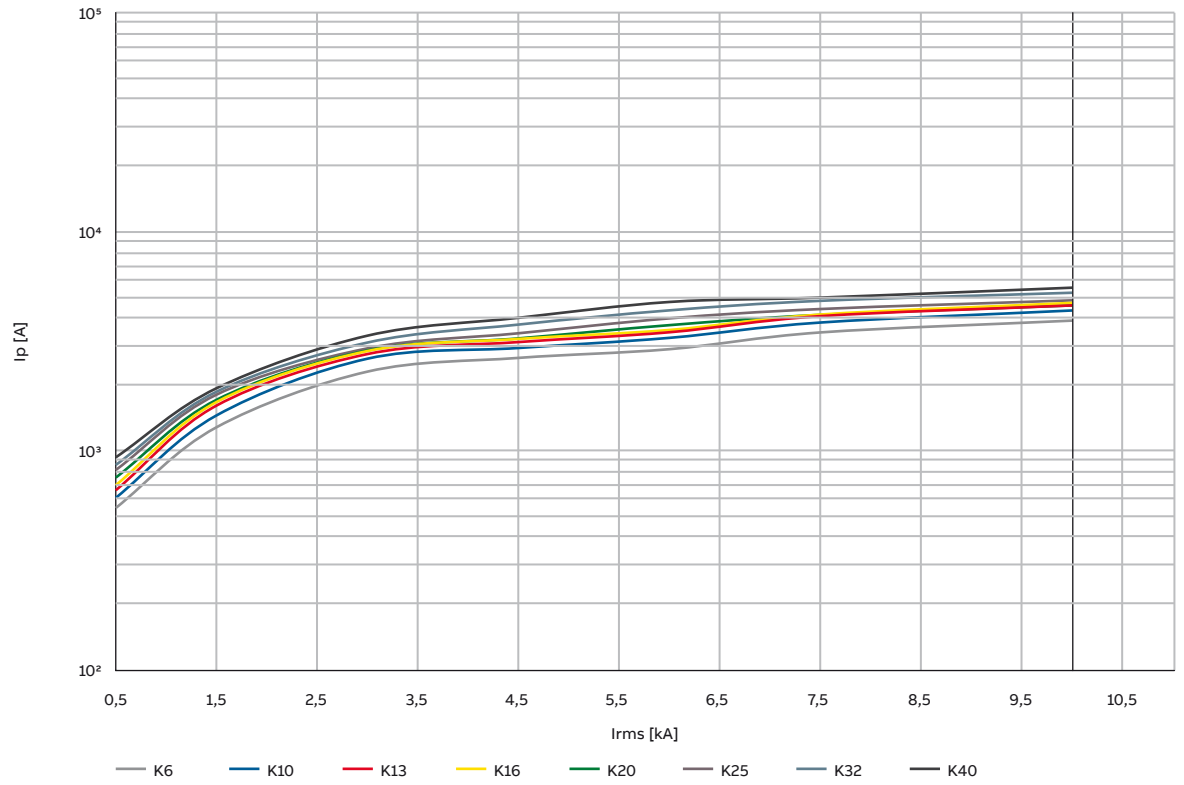


I_{peak} DS201M - Characteristic C



RCBOs DS201
 Technical data

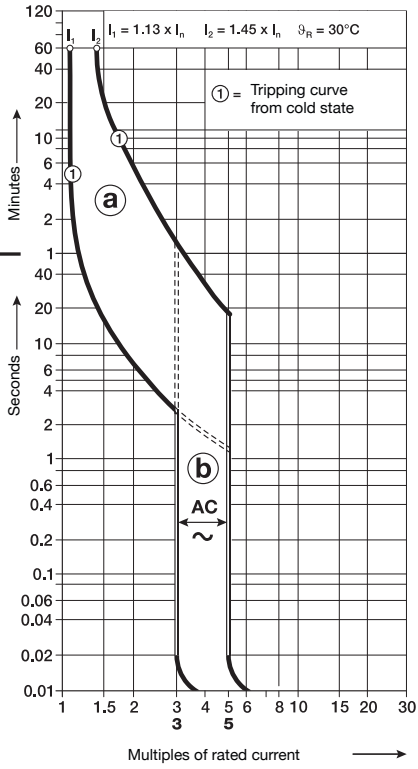
I_{peak} DS201M - Characteristic K



RCBOs DS201

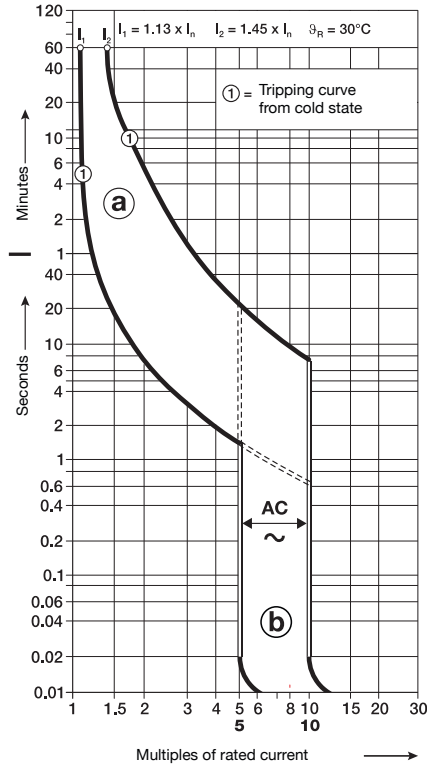
Technical data

Tripping characteristics B
IEC/EN 61009-1



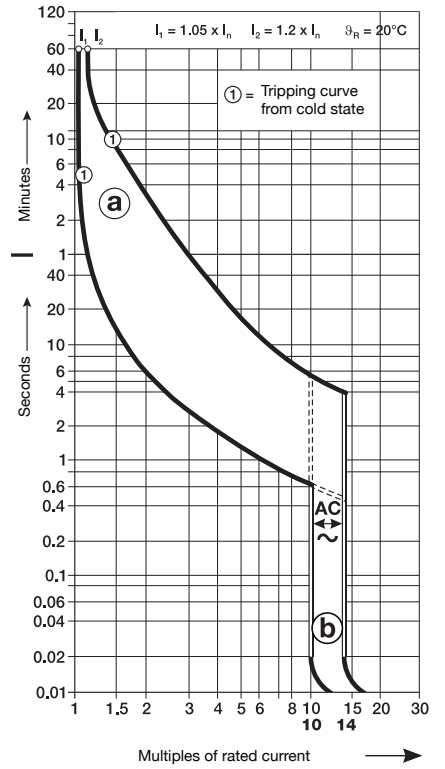
a: thermal trip
b: electromagnetic trip

Tripping characteristics C
IEC/EN 61009-1



a: thermal trip
b: electromagnetic trip

Tripping characteristics K
IEC-EN60947-2



a: thermal trip
b: electromagnetic trip

RCBOs DS201

Technical data

Performance in altitude

Elevation [m]	2000	3000	4000	5000	6000
Rated Current [A]	1 x In	0.96 x In	0.94 x In	0.92 x In	0.90 x In
Rated Voltage [V]	1 x Un	0.877 x Un	0.775 x Un	0.676 x Un	0.588 x Un

Derating in temperature

Max operating current depending on the ambient temperature (daily average $\leq +35\text{ °C}$) of characteristics type B and C.

In (A)	Temperature (°C)												
	-25	-20	-10	0	10	20	30	40	50	55	60	65	70
2A	3.9	3.6	3.2	2.9	2.7	2.4	2.0	1.8	1.7	1.6	1.5	1.4	1.3
4A	6.1	5.8	5.4	5.0	4.7	4.4	4.0	3.6	3.4	3.2	3.1	3.0	2.8
6A	8.7	8.4	7.7	7.3	7.0	6.4	6.0	5.5	5.3	5.1	4.9	4.7	4.6
8A	10.8	10.3	9.5	9.0	8.7	8.3	8.0	7.4	7.1	7.0	6.8	6.6	6.5
10A	13.5	13.0	12.1	11.5	11.0	10.6	10.0	9.4	9.0	8.8	8.6	8.4	8.3
13A	16.0	15.6	14.9	14.5	14.0	13.4	13.0	12.4	11.7	11.4	11.2	11.0	10.8
16A	18.9	18.6	18.1	17.5	17.0	16.4	16.0	15.3	14.8	14.5	14.3	14.1	14.0
20A	24.0	23.5	22.7	22.0	21.4	20.7	20.0	19.1	18.5	18.3	18.0	17.8	17.7
25A	27.9	27.5	27.1	26.6	26.0	25.3	25.0	24.3	23.6	23.4	23.2	23.0	22.8
32A	36.8	36.2	35.4	34.8	34.0	32.9	32.0	31.3	30.5	30.0	29.7	29.5	29.4
40A	44.8	44.6	44.0	43.2	42.1	41.0	40.0	39.0	38.1	37.9	37.6	37.4	37.2

Max operating current depending on the ambient temperature (daily average $\leq +35\text{ °C}$) of characteristics type K.

In (A)	Temperature (°C)												
	-25	-20	-10	0	10	20	30	40	50	55	60	65	70
1A	2.2	2.2	1.7	1.5	1.3	1.0	0.7	0.6	0.6	0.5	0.5	0.4	0.4
2A	3.5	3.2	2.8	2.8	2.4	2.0	1.8	1.8	1.7	1.6	1.5	1.5	1.4
4A	5.7	5.3	4.9	4.8	4.4	4.0	3.6	3.4	3.3	3.0	2.9	2.8	2.8
6A	8.0	7.7	7.4	7.0	6.5	6.0	5.4	5.3	5.2	4.8	4.7	4.6	4.5
8A	10.0	9.5	9.0	8.7	8.2	8.0	7.4	7.1	7.0	6.7	6.6	6.5	6.4
10A	12.6	12.1	11.5	11.0	10.5	10.0	9.4	9.1	8.9	8.8	8.6	8.4	8.3
13A	15.4	14.9	14.4	14.1	13.4	13.0	12.5	11.8	11.4	11.2	11.0	10.8	10.7
16A	18.7	18.2	17.5	17.0	16.4	16.0	15.4	14.7	14.6	14.3	14.2	14.0	13.9
20A	23.1	22.7	22.1	21.3	20.7	20.0	19.1	18.5	18.2	18.1	17.9	17.8	17.7
25A	27.4	27.1	26.5	26.0	25.4	25.0	24.3	23.6	23.4	23.2	23.0	22.8	22.6
32A	36.1	35.4	34.9	34.0	32.8	32.0	31.2	30.5	29.9	29.7	29.5	29.4	29.3
40A	44.4	43.9	43.2	42.1	40.9	40.0	39.0	38.2	37.7	37.4	37.2	37.0	36.8

RCBOs DS201

Technical data

Influence of adjacent devices

Number of devices	1	3	5	7	9
Correction factor	1	0.9	0.85	0.81	0.8

Voltage Drop, power loss, internal resistance, own consumption

In (A)	Voltage drop (V)	Power loss (W)	Int. res. (mΩ)
1A	1.4	1.4	1400.0
2A	0.8	1.6	400.0
4A	0.6	2.2	137.5
6A	0.4	2.4	66.7
8A	0.2	1.9	29.7
10A	0.2	1.8	18.0
13A	0.2	2.5	15.0
16A	0.2	3.3	12.8
20A	0.2	3.6	9.0
25A	0.2	5.5	8.8
32A	0.2	6.4	6.3
40A	0.1	5.0	3.1

MCBs technical details

Coordination tables: back-up

S200 - DS201 (2019) @ 230/240V

Load side	Char	Supply side		S200	S200M	S200P	S200P
		Version	B,C	B,C	B,C	B,C	
		Icu [kA]	20	25	40	25	
			In[A]	0,5..63	0.5...63	0.5...25	32...63
DS201 (2019) L	C	6	6...32	20	25	40	25
DS201 (2019)	B,C,K	10	1...40	20	25	40	25
DS201 (2019) M	B,C,K	15	4...40	20	25	40	25

DS201 (2019) - SN201 @ 230/240V

Load side	Char	Supply side		DS201 (2019)	DS201 (2019) M
		Version	B,C,K	B,C,K	
		Icu [kA]	10	15	
			In[A]	1..40	2..40
SN201 L	B,C	6	2...40	10	15
SN201	B,C,D	10	2...40	10	15

S800S - DS201 (2019) @ 230/240V

Load side	Char	Supply side		S800S							
		Version	B,C,D,K								
		Icu [kA]	50								
			In[A]	25	32	40	50	63	80	100	125
DS201 (2019) L	C	6	6	50	40	25	25	18	15	15	15
			10	50	40	25	25	18	15	15	15
			16	50	40	25	25	18	15	15	15
			20		40	25	25	18	15	15	15
			25			25	25	18	15	15	15
			32				25	18	15	15	15
DS201 (2019)	B,C,K	10	1	50	50	50	50	50	50	50	50
			2	50	50	50	50	50	50	50	50
			4	50	50	50	50	50	50	50	50
			6	50	50	50	50	50	50	50	50
			8	50	50	50	50	50	50	50	50
			10	50	50	50	50	50	50	50	50
			13	50	50	50	50	50	50	50	50
			16	50	50	50	50	50	50	50	50
			20		50	50	50	50	50	50	50
			25			50	50	50	50	50	50
DS201 (2019) M	B,C,K	15	4				50	50	50	50	
			6				50	50	50	50	
			10				50	50	50	50	
			13				50	50	50	50	
			16				50	50	50	50	
			20				50	50	50	50	
25				50	50	50	50				
32					50	50	50	50			
40						50	50	50			

—
S800N - DS201 (2019) @ 230/240V

Load side	Char	Icu [kA]	Supply side	S800N							
			Version	B,C,D							
DS201 (2019) L	C	6	In[A]	25	32	40	50	63	80	100	125
			6	36	36	25	25	18	15	15	15
			10	36	36	25	25	18	15	15	15
			16	36	36	25	25	18	15	15	15
			20		36	25	25	18	15	15	15
			25			25	25	18	15	15	15
			32				25	18	15	15	15
			DS201 (2019)	B,C,K	10	1	36	36	36	36	36
2	36	36	36			36	36	36	36	36	36
4	36	36	36			36	36	36	36	36	36
6	36	36	36			36	36	36	36	36	36
8	36	36	36			36	36	36	36	36	36
10	36	36	36			36	36	36	36	36	36
13	36	36	36			36	36	36	36	36	36
16	36	36	36			36	36	36	36	36	36
20		36	36			36	36	36	36	36	36
25			36			36	36	36	36	36	36
DS201 (2019) M	B,C,K	15	4	36	36	36	36	36	36	36	36
			6	36	36	36	36	36	36	36	36
			10	36	36	36	36	36	36	36	36
			13	36	36	36	36	36	36	36	36
			16	36	36	36	36	36	36	36	36
			20		50	36	36	36	36	36	36
			25			36	36	36	36	36	36
			32				36	36	36	36	36
40					36	36	36	36			

MCBs technical details

Coordination tables: back-up

S800C - DS201 (2019) @ 230/240V

Load side	Char	Icu [kA]	Supply side		S800C						
			Version	B,C,D,K							
			25								
			In[A]	25	32	40	50	63	80	100	125
DS201 (2019) L	C	6	6	25	25	25	25	18	15	15	15
			10	25	25	25	25	18	15	15	15
			16	25	25	25	25	18	15	15	15
			20		25	25	25	18	15	15	15
			25			25	25	18	15	15	15
			32				25	18	15	15	15
DS201 (2019)	B,C,K	10	1	25	25	25	25	25	25	25	25
			2	25	25	25	25	25	25	25	25
			4	25	25	25	25	25	25	25	25
			6	25	25	25	25	25	25	25	25
			8	25	25	25	25	25	25	25	25
			10	25	25	25	25	25	25	25	25
			13	25	25	25	25	25	25	25	25
			16	25	25	25	25	25	25	25	25
			20		25	25	25	25	25	25	25
			25			25	25	25	25	25	25
DS201 (2019) M	B,C,K	15	4	25	25	25	25	25	25	25	25
			6	25	25	25	25	25	25	25	25
			10	25	25	25	25	25	25	25	25
			13	25	25	25	25	25	25	25	25
			16	25	25	25	25	25	25	25	25
			20		25	25	25	25	25	25	25
			25			25	25	25	25	25	25
			32				25	25	25	25	25
40					25	25	25	25			

S800B - DS201 (2019) @ 230/240V

Load side	Char	Supply side		S800B						
		Version	B,C,D,K							
		Icu [kA]	16							
			In[A]	32	40	50	63	80	100	125
DS201 (2019) L	C	6	6	16	16	16	16	15	15	15
			10	16	16	16	16	15	15	15
			16	16	16	16	16	15	15	15
			20	16	16	16	16	15	15	15
			25		16	16	16	15	15	15
			32			16	16	15	15	15
DS201 (2019)	B,C,K	10	1	16	16	16	16	16	16	16
			2	16	16	16	16	16	16	16
			4	16	16	16	16	16	16	16
			6	16	16	16	16	16	16	16
			8	16	16	16	16	16	16	16
			10	16	16	16	16	16	16	16
			13	16	16	16	16	16	16	16
			16	16	16	16	16	16	16	16
			20	16	16	16	16	16	16	16
			25		16	16	16	16	16	16
DS201 (2019) M	B,C,K	15	4	16	16	16	16	16	16	16
			6	16	16	16	16	16	16	16
			10	16	16	16	16	16	16	16
			13	16	16	16	16	16	16	16
			16	16	16	16	16	16	16	16
			20	16	16	16	16	16	16	16
			25		16	16	16	16	16	16
			32			16	16	16	16	16
40				16	16	16	16			

MCBs technical details

Coordination tables: back-up

S800U - DS201 (2019) @ 230/240V

Load side	Char	Supply side		S800U									
		Version	K,Z										
		Icu [kA]	50										
DS201 (2019) L	C	6	In[A]	25	30	40	50	60	70	80	90	100	
			6	50	50	50	50	50	50	50	50	50	
			10	50	50	50	50	50	50	50	50	50	
			16	50	50	50	50	50	50	50	50	50	
			20		50	50	50	50	50	50	50	50	
			25			50	50	50	50	50	50	50	
			32				50	50	50	50	50	50	
DS201 (2019)	B,C,K	10	1	50	50	50	50	50	50	50	50	50	
			2	50	50	50	50	50	50	50	50	50	
			4	50	50	50	50	50	50	50	50	50	
			6	50	50	50	50	50	50	50	50	50	
			8	50	50	50	50	50	50	50	50	50	
			10	50	50	50	50	50	50	50	50	50	
			13	50	50	50	50	50	50	50	50	50	
			16	50	50	50	50	50	50	50	50	50	
			20		50	50	50	50	50	50	50	50	
			25			50	50	50	50	50	50	50	
			32				50	50	50	50	50	50	
DS201 (2019) M	B,C,K	15	4	50	50	50	50	50	50	50	50	50	
			6	50	50	50	50	50	50	50	50	50	
			10	50	50	50	50	50	50	50	50	50	
			13	50	50	50	50	50	50	50	50	50	
			16	50	50	50	50	50	50	50	50	50	
			20		50	50	50	50	50	50	50	50	
			25			50	50	50	50	50	50	50	
			32				50	50	50	50	50	50	
40					50	50	50	50	50				

—
S700 - DS201 (2019) @ 230/240V

Load side	Char	Supply side		
		Version	S700	
		Eselective; Kselective		
		Icu [kA]	25	
		In[A]	80 100	
DS201 (2019) L	C	6	6	20 20
			10	20 20
			16	20 20
			20	20 20
			25	20 20
			32	20 20
			DS201 (2019)	B,C,K
2	20 20			
4	20 20			
6	20 20			
8	20 20			
10	20 20			
13	20 20			
16	20 20			
20	20 20			
25	20 20			
32	20 20			
DS201 (2019) M	B,C,K	15	4	20 20
			6	20 20
			10	20 20
			13	20 20
			16	20 20
			20	20 20
			25	20 20
			32	20 20
			40	20 20

MCBs technical details

Coordination tables: back-up

S750 DR - DS201 (2019) @ 230/240V

Load side	Char	Icu [kA]	Supply side	S750 DR						
			Version	Eselective; Kselective						
			25	16	20	25	35	40	50	63
DS201 (2019) L	C	6	In[A]	16	20	25	35	40	50	63
			6	20	20	20	20	20	20	20
			10	20	20	20	20	20	20	20
			16			20	20	20	20	20
			20				20	20	20	20
			25					20	20	20
			32						20	20
DS201 (2019)	B,C,K	10	1	20	20	20	20	20	20	20
			2	20	20	20	20	20	20	20
			4	20	20	20	20	20	20	20
			6	20	20	20	20	20	20	20
			8	20	20	20	20	20	20	20
			10	20	20	20	20	20	20	20
			13		20	20	20	20	20	20
			16			20	20	20	20	20
			20				20	20	20	20
			25					20	20	20
DS201 (2019) M	B,C,K	15	4	20	20	20	20	20	20	20
			6	20	20	20	20	20	20	20
			10	20	20	20	20	20	20	20
			13		20	20	20	20	20	20
			16			20	20	20	20	20
			20				20	20	20	20
			25					20	20	20
			32						20	20
40							20			

S750 - DS201 (2019) @ 230/240V

Load side	Char	Supply side		S750						
		Version	Eselective; Kselective							
		Icu [kA]	25	16	20	25	35	40	50	63
DS201 (2019) L	C	6	In[A]	16	20	25	35	40	50	63
			6	20	20	20	20	20	20	20
			10	20	20	20	20	20	20	20
			16			20	20	20	20	20
			20				20	20	20	20
			25					20	20	20
			32						20	20
DS201 (2019)	B,C,K	10	1	20	20	20	20	20	20	20
			2	20	20	20	20	20	20	20
			4	20	20	20	20	20	20	20
			6	20	20	20	20	20	20	20
			8	20	20	20	20	20	20	20
			10	20	20	20	20	20	20	20
			13		20	20	20	20	20	20
			16			20	20	20	20	20
			20				20	20	20	20
			25					20	20	20
			32						20	20
DS201 (2019) M	B,C,K	15	4	20	20	20	20	20	20	20
			6	20	20	20	20	20	20	20
			10	20	20	20	20	20	20	20
			13		20	20	20	20	20	20
			16			20	20	20	20	20
			20				20	20	20	20
			25					20	20	20
			32						20	20
40							20			

MCBs technical details

Coordination tables: selectivity

MCCB Tmax XT1 @ 415V - DS201 (2019) @ 230/240V

Load side	Char	Icu [kA]	In[A]	Supply side XT1											
				Version B,C,N,S,H											
				Release TM											
				16	20	25	32	40	50	63	80	100	125	160	
DS201 (2019) L	C	6	6	T	T	T	T	T	T	T	T	T	T	T	
			10			3	3	3	4,5	T	T	T	T	T	
			16					3	4,5	5	T	T	T	T	
			20						3	5	T	T	T	T	
			25							5	T	T	T	T	
			32									T	T	T	T
DS201 (2019)	B,C,K	10	1	T	T	T	T	T	T	T	T	T	T	T	
			2	T	T	T	T	T	T	T	T	T	T	T	
			4	T	T	T	T	T	T	T	T	T	T	T	
			6	6	6	6	6	6	6	T	T	T	T	T	
			8			3	3	3	4,5	7,5	8,5	T	T	T	
			10			3	3	3	4,5	7,5	8,5	T	T	T	
			13					3	4,5	5	7,5	T	T	T	
			16						3	4,5	5	7,5	T	T	T
			20							3	5	6	T	T	T
			25								5	6	T	T	T
DS201 (2019) M	B,C,K	15	4	T	T	T	T	T	T	T	T	T	T	T	
			6	6	6	6	6	6	6	T	T	T	T	T	
			10			3	3	3	4,5	7,5	8,5	T	T	T	
			13					3	4,5	5	7,5	T	T	T	
			16						3	4,5	5	7,5	T	T	T
			20							3	5	6	T	T	T
			25							5	6	T	T	T	
			32								6	7,5	T	T	
			40									7,5	T	T	
													7,5	T	T

MCCB Tmax XT2 @ 415V - DS201 (2019) @ 230/240V

Load side	Char	Icu [kA]	Supply side XT2																	
			Version N,S,H,L,V																	
			Release In[A]	TM										EL						
				16	20	25	32	40	50	63	80	100	125	160	10	25	63	100	160	
DS201 (2019) L	C	6	6	T	T	T	T	T	T	T	T	T	T	T	T	T	T	T	T	
			10		3 ¹	3	3	3	4,5	T	T	T	T	T		T	T	T	T	
			16				3 ¹	3	4,5	5	T	T	T	T			T	T	T	
			20				3 ¹		3	5	T	T	T	T			T	T	T	
			25						3 ¹	5	T	T	T	T			T	T	T	
			32							3 ¹		T	T	T	T			T	T	T
DS201 (2019)	B,C,K	10	1	T	T	T	T	T	T	T	T	T	T	T	T	T	T	T	T	
			2	T	T	T	T	T	T	T	T	T	T	T	T	T	T	T	T	
			4	T	T	T	T	T	T	T	T	T	T	T	T	T	T	T	T	T
			6	T	T	T	T	T	T	T	T	T	T	T	T		T	T	T	T
			8		3 ¹	3	3	3	4,5	7,5	8,5	T	T	T			T	T	T	T
			10		3 ¹	3	3	3	4,5	7,5	8,5	T	T	T			T	T	T	T
			13				3 ¹	3	4,5	5	7,5	T	T	T			T	T	T	T
			16				3 ¹	3	4,5	5	7,5	T	T	T			T	T	T	T
			20				3 ¹		3	5	6	T	T	T			T	T	T	T
			25						3 ¹	5	6	T	T	T			T	T	T	T
DS201 (2019) M	B,C,K	15	4	T	T	T	T	T	T	T	T	T	T	T	T	T	T	T	T	
			6	T	T	T	T	T	T	T	T	T	T	T			T	T	T	T
			10		3 ¹	3	3	3	4,5	7,5	8,5	T	T	T			T	T	T	T
			13				3 ¹	3	4,5	5	7,5	T	T	T			T	T	T	T
			16				3 ¹	3	4,5	5	7,5	T	T	T			T	T	T	T
			20				3 ¹		3	5	6	T	T	T			T	T	T	T
			25						3 ¹	5	6	T	T	T			T	T	T	T
			32						3 ¹		6	7,5	T	T			T	T	T	T
40								6 ¹	7,5	T	T				T	T	T			

¹ Value valid in case of Supply S. breaker only magnetic

MCBs technical details

Coordination tables: selectivity

MCCB Tmax XT3 @ 415V - DS201 (2019) @ 230/240V

Load side	Char	Icu [kA]	In[A]	Supply side XT3							
				63	80	100	125	160	200	250	
				Version	N,S						
				Release	TM						
DS201 (2019) L	C	6	6	T	T	T	T	T	T	T	T
			10	T	T	T	T	T	T	T	T
			16	5	T	T	T	T	T	T	T
			20	5	T	T	T	T	T	T	T
			25	5	T	T	T	T	T	T	T
			32		T	T	T	T	T	T	T
DS201 (2019)	B,C,K	10	1	T	T	T	T	T	T	T	T
			2	T	T	T	T	T	T	T	T
			4	T	T	T	T	T	T	T	T
			6	T	T	T	T	T	T	T	T
			8	7,5	8,5	T	T	T	T	T	T
			10	7,5	8,5	T	T	T	T	T	T
			13	5	7,5	T	T	T	T	T	T
			16	5	7,5	T	T	T	T	T	T
			20	5	6	T	T	T	T	T	T
			25	5	6	T	T	T	T	T	T
DS201 (2019) M	B,C,K	15	4	T	T	T	T	T	T	T	T
			6	T	T	T	T	T	T	T	T
			10	7,5	8,5	T	T	T	T	T	T
			13	5	7,5	T	T	T	T	T	T
			16	5	7,5	T	T	T	T	T	T
			20	5	6	T	T	T	T	T	T
			25	5	6	T	T	T	T	T	T
			32		6	7,5	T	T	T	T	T
40		6 ¹	7,5	T	T	T	T	T			

¹ Value valid in case of Supply S. breaker only magnetic

MCCB Tmax XT4 @ 415V - DS201 (2019) @ 230/240V

Load side	Char	Icu [kA]	In [A]	Supply side XT4																		
				Version N,S,H,L,V																		
				Release TM												EL						
				16	20	25	32	40	50	63	80	100	125	160	200	225	250	40	63	100	160	250
DS201 (2019) L	C	6	6	T	T	T	T	T	T	T	T	T	T	T	T	T	T	T	T	T		
			10	3	3 ¹	3	3	3	4,5	T	T	T	T	T	T	T	3	T	T	T	T	
			16				3 ¹	3	4,5	5	T	T	T	T	T	T	3	T	T	T	T	
			20				3 ¹		3	5	T	T	T	T	T	T		T	T	T	T	
			25						3 ¹	5	T	T	T	T	T	T		T	T	T	T	
			32						3 ¹		T	T	T	T	T	T		T	T	T	T	
DS201 (2019)	B,C,K	10	1	T	T	T	T	T	T	T	T	T	T	T	T	T	T	T	T	T		
			2	T	T	T	T	T	T	T	T	T	T	T	T	T	T	T	T	T		
			4	T	T	T	T	T	T	T	T	T	T	T	T	T	T	T	T	T	T	
			6	T	T	T	T	T	T	T	T	T	T	T	T	T	T	T	T	T	T	
			8	3	3 ¹	3	3	3	4,5	7,5	8,5	T	T	T	T	T	T	3	T	T	T	T
			10	3	3 ¹	3	3	3	4,5	7,5	8,5	T	T	T	T	T	T	3	T	T	T	T
			13				3 ¹	3	4,5	5	7,5	T	T	T	T	T	T	3	T	T	T	T
			16				3 ¹	3	4,5	5	7,5	T	T	T	T	T	T	3	T	T	T	T
			20				3 ¹		3	5	6	T	T	T	T	T	T		T	T	T	T
			25						3 ¹	5	6	T	T	T	T	T	T		T	T	T	T
DS201 (2019) M	B,C,K	15	32					3 ¹		6	7,5	T	T	T	T		T	T	T	T		
			40							6 ¹	7,5	T	T	T	T			T	T	T		
			4	T	T	T	T	T	T	T	T	T	T	T	T	T	T	T	T	T	T	
			6	T	T	T	T	T	T	T	T	T	T	T	T	T	T	T	T	T	T	
			10	3	3 ¹	3	3	3	4,5	7,5	8,5	T	T	T	T	T	T	3	T	T	T	T
			13				3 ¹	3	4,5	5	7,5	T	T	T	T	T	T	3	T	T	T	T
			16				3 ¹	3	4,5	5	7,5	T	T	T	T	T	T	3	T	T	T	T
			20				3 ¹		3	5	6	T	T	T	T	T	T		T	T	T	T

¹ Value valid in case of Supply S. breaker only magnetic

MCBs technical details

Coordination tables: selectivity

MCCB Tmax T1 @ 415V - DS201 (2019) @ 230/240V

Load side	Char	Icu [kA]	In[A]	Supply side											
				T1											
				Version B,C,N											
				Release TMD											
				16	20	25	32	40	50	63	80	100	125	160	
DS201 (2019) L	C	6	6	T	T	T	T	T	T	T	T	T	T	T	T
			10			3	3	3	4,5	T	T	T	T	T	
			16					3	4,5	5	T	T	T	T	
			20						3	5	T	T	T	T	
			25							5	T	T	T	T	
			32									T	T	T	T
DS201 (2019)	B,C,K	10	1	T	T	T	T	T	T	T	T	T	T	T	T
			2	T	T	T	T	T	T	T	T	T	T	T	T
			4	T	T	T	T	T	T	T	T	T	T	T	T
			6	6	6	6	6	6	6	T	T	T	T	T	
			8			3	3	3	4,5	7,5	8,5	T	T	T	
			10			3	3	3	4,5	7,5	8,5	T	T	T	
			13					3	4,5	5	7,5	T	T	T	
			16					3	4,5	5	7,5	T	T	T	
			20						3	5	6	T	T	T	
			25							5	6	T	T	T	
DS201 (2019) M	B,C,K	15	4	T	T	T	T	T	T	T	T	T	T	T	
			6	6	6	6	6	6	6	T	T	T	T		
			10			3	3	3	4,5	7,5	8,5	T	T	T	
			13					3	4,5	5	7,5	T	T	T	
			16					3	4,5	5	7,5	T	T	T	
			20						3	5	6	T	T	T	
25							5	6	T	T	T				
32									6	7,5	T	T			
40										7,5	T	T			

MCCB Tmax T2 @ 415V - DS201 (2019) @ 230/240V

Load side	Char	Icu [kA]	In[A]	Supply side	T2																
				Version	N,S,H,L																
				Release	TMD, MA																
					TMD, MA								EL								
16	20	25	32	40	50	63	80	100	125	160	10	25	63	100	160						
DS201 (2019) L	C	6	6	T	T	T	T	T	T	T	T	T	T	T	T	T	T	T	T	T	
			10		3 ¹	3	3	3	4,5	T	T	T	T	T	T	T	T	T	T	T	T
			16				3 ¹	3	4,5	5	T	T	T	T	T	T	T	T	T	T	T
			20				3 ¹	3	3	5	T	T	T	T	T	T	T	T	T	T	T
			25						3 ¹	5	T	T	T	T	T	T	T	T	T	T	T
			32							3 ¹		T	T	T	T	T	T	T	T	T	T
DS201 (2019)	B,C,K	10	1	T	T	T	T	T	T	T	T	T	T	T	T	T	T	T	T	T	
			2	T	T	T	T	T	T	T	T	T	T	T	T	T	T	T	T	T	
			4	T	T	T	T	T	T	T	T	T	T	T	T	T	T	T	T	T	T
			6	T	T	T	T	T	T	T	T	T	T	T	T	T	T	T	T	T	T
			8		3 ¹	3	3	3	4,5	7,5	8,5	T	T	T	T	T	T	T	T	T	T
			10		3 ¹	3	3	3	4,5	7,5	8,5	T	T	T	T	T	T	T	T	T	T
			13				3 ¹	3	4,5	5	7,5	T	T	T	T	T	T	T	T	T	T
			16				3 ¹	3	4,5	5	7,5	T	T	T	T	T	T	T	T	T	T
			20				3 ¹	3	3	5	6	T	T	T	T	T	T	T	T	T	T
			25						3 ¹	5	6	T	T	T	T	T	T	T	T	T	T
DS201 (2019) M	B,C,K	15	4	T	T	T	T	T	T	T	T	T	T	T	T	T	T	T	T	T	
			6	T	T	T	T	T	T	T	T	T	T	T	T	T	T	T	T	T	
			10		3 ¹	3	3	3	4,5	7,5	8,5	T	T	T	T	T	T	T	T	T	T
			13				3 ¹	3	4,5	5	7,5	T	T	T	T	T	T	T	T	T	T
			16				3 ¹	3	4,5	5	7,5	T	T	T	T	T	T	T	T	T	T
			20				3 ¹	3	3	5	6	T	T	T	T	T	T	T	T	T	T
			25						3 ¹	5	6	T	T	T	T	T	T	T	T	T	T
			32							3 ¹	6	7,5	T	T	T	T	T	T	T	T	T
40								6 ¹	7,5	T	T	T	T	T	T	T	T	T			

¹ Value valid in case of Supply S. breaker only magnetic

MCBs technical details

Coordination tables: selectivity

MCCB Tmax T3 @ 415V - DS201 (2019) @ 230/240V

Load side	Char	Icu [kA]	In[A]	Supply side							
				T3							
				Version	N,S						
				Release	TMD, MA						
					63	80	100	125	160	200	250
DS201 (2019) L	C	6	6	T	T	T	T	T	T	T	T
			10	T	T	T	T	T	T	T	T
			16	5	T	T	T	T	T	T	T
			20	5	T	T	T	T	T	T	T
			25	5	T	T	T	T	T	T	T
			32		T	T	T	T	T	T	T
DS201 (2019)	B,C,K	10	1	T	T	T	T	T	T	T	T
			2	T	T	T	T	T	T	T	T
			4	T	T	T	T	T	T	T	T
			6	T	T	T	T	T	T	T	T
			8	7,5	8,5	T	T	T	T	T	T
			10	7,5	8,5	T	T	T	T	T	T
			13	5	7,5	T	T	T	T	T	T
			16	5	7,5	T	T	T	T	T	T
			20	5	6	T	T	T	T	T	T
			25	5	6	T	T	T	T	T	T
			32		6	7,5	T	T	T	T	T
40		6 ¹	7,5	T	T	T	T	T			
DS201 (2019) M	B,C,K	15	4	T	T	T	T	T	T	T	T
			6	T	T	T	T	T	T	T	T
			10	7,5	8,5	T	T	T	T	T	T
			13	5	7,5	T	T	T	T	T	T
			16	5	7,5	T	T	T	T	T	T
			20	5	6	T	T	T	T	T	T
			25	5	6	T	T	T	T	T	T
			32		6	7,5	T	T	T	T	T
40		6 ¹	7,5	T	T	T	T	T			

¹ Value valid in case of Supply S. breaker only magnetic

MCBs technical details

Coordination tables: selectivity

S800N / S800S (Char C) - DS201 (2019) @ 230/240V

Load side	Char	Icu [kA]	Supply side S800N / S800S									
			Version C									
			In[A]	25	32	40	50	63	80	100	125	
DS201 (2019) L	C	6	6			0.55	1.1	1.5	2.5	3.6	5.5	
			10			0.45	1	1.3	1.9	2.8	4.2	
			16				0.75	1.1	1.6	2.3	3.6	
			20					0.9	1.4	1.9	3.3	
			25						1.2	1.6	2.7	
			32							1	1.5	2.5
			40									
DS201 (2019)	B,C,K	10	1	0.55	0.6	1.4	3.4	7.2	T	T	T	
			2	0.43	0.55	1.2	3	6.6	T	T	T	
			4		0.43	0.75	1.3	2.1	3.9	6.6	T	
			6			0.55	1.1	1.5	2.5	3.6	5.5	
			8			0.5	1.25	1.4	2.2	3.2	5	
			10			0.45	1	1.3	1.9	2.8	4.2	
			13			0.38	0.83	1.2	1.75	2.6	3.9	
			16				0.75	1.1	1.6	2.3	3.6	
			20					0.9	1.4	1.9	3.3	
			25						1.2	1.6	2.7	
			32							1	1.5	2.5
DS201 (2019) M	B,C,K	15	4		0.43	0.75	1.3	2.1	3.9	6.6	T	
			6			0.55	1.1	1.5	2.5	3.6	5.5	
			10			0.45	1	1.3	1.9	2.8	4.2	
			13			0.35	0.9	1.2	1.7	2.6	3.8	
			16				0.75	1.1	1.6	2.3	3.6	
			20					0.9	1.4	1.9	3.3	
			25						1.2	1.6	2.7	
			32							1	1.5	2.5
40								1.4	2.1			

S800 N / S800S (Char D) - DS201 (2019) @ 230/240V

Load side	Char	Supply side		S800N / S800S							
		Version	D								
		Icu [kA]	36 / 50	25	32	40	50	63	80	100	125
DS201 (2019) L	C	6	In[A]	25	32	40	50	63	80	100	125
			6	0.6	1.3	2	3.2	3.9	T	T	T
			10	0.5	1.2	1.65	2.6	3.1	T	T	T
			16		0.9	1.4	1.8	2.6	5	T	T
			20			1.3	1.6	2.2	4.2	5.4	T
			25				1.5	1.9	3.5	4.5	T
			32					1.8	2.8	4.2	5.5
DS201 (2019)	B,C,K	10	1	1.6	4.8	T	T	T	T	T	T
			2	1.3	4.1	T	T	T	T	T	T
			4	0.8	1.6	3	5.4	7.6	T	T	T
			6	0.6	1.3	2	3.2	3.9	8	T	T
			8	0.4	1.25	1.8	2.9	3.6	7	T	T
			10	0.5	1.2	1.65	2.6	3.1	6.2	8.6	T
			13		1.1	1.55	2.2	2.8	5.9	7.2	9.6
			16		0.9	1.4	1.8	2.6	5	6.3	8.8
			20			1.3	1.6	2.2	4.2	5.4	7.6
			25				1.5	1.9	3.5	4.5	6.6
			32					1.8	2.8	4.2	5.5
DS201 (2019) M	B,C,K	15	4	0.8	1.6	3	5.4	7.6	T	T	T
			6	0.6	1.3	2	3.2	3.9	8	T	T
			10	0.5	1.2	1.65	2.6	3.1	6.2	8.6	T
			13			1.55	2.1	2.8	5.6	7.1	9.5
			16		0.9	1.4	1.8	2.6	5	6.3	8.8
			20			1.3	1.6	2.2	4.2	5.4	7.6
			25				1.5	1.9	3.5	4.5	6.6
			32					1.8	2.8	4.2	5.5
40					1.7	2.7	4	5			

MCBs technical details

Coordination tables: selectivity

S800S (Char K) - DS201 (2019) @ 230/240V

Load side	Char	Icu [kA]	Supply side		S800S						
			Version	K							
				36 / 50	25	32	40	50	63	80	100
DS201 (2019) L	C	6	In[A]	25	32	40	50	63	80	100	125
			6		1.3	2	3.2	3.9	T	T	T
			10		1.2	1.65	2.6	3.1	T	T	T
			16		0.9	1.4	1.8	2.6	5	T	T
			20			1.3	1.6	2.2	4.2	5.4	T
			25				1.5	1.9	3.5	4.5	T
DS201 (2019)	B,C,K	10	1	1.6	4.8	T	T	T	T	T	T
			2	1.3	4.1	T	T	T	T	T	T
			4	0.8	1.6	3	5.4	7.6	T	T	T
			6	0.6	1.3	2	3.2	3.9	8	T	T
			8	0.4	1.25	1.8	2.9	3.6	7	T	T
			10	0.5	1.2	1.65	2.6	3.1	6.2	8.6	T
			13		1.1	1.55	2.2	2.8	5.9	7.2	9.6
			16		0.9	1.4	1.8	2.6	5	6.3	8.8
			20			1.3	1.6	2.2	4.2	5.4	7.6
			25				1.5	1.9	3.5	4.5	6.6
			32					1.8	2.8	4.2	5.5
DS201 (2019) M	B,C,K	15	4		1.6	3	5.4	7.6	T	T	T
			6		1.3	2	3.2	3.9	8	T	T
			10		1.2	1.65	2.6	3.1	6.2	8.6	T
			13			1.55	2.1	2.8	5.6	7.1	9.5
			16		0.9	1.4	1.8	2.6	5	6.3	8.8
			20			1.3	1.6	2.2	4.2	5.4	7.6
			25				1.5	1.9	3.5	4.5	6.6
			32					1.8	2.8	4.2	5.5
40					1.7	2.7	4	5			

MCBs technical details

Coordination tables: selectivity

S800C (Char C) - DS201 (2019) @ 230/240V

Load side	Char	Icu [kA]	Supply side		S800C							
			Version	C								
			25									
		In[A]	25	32	40	50	63	80	100	125		
DS201 (2019) L	C	6	6			0.55	1.1	1.5	2.5	3.6	5.5	
			10			0.45	1	1.3	1.9	2.8	4.2	
			16				0.75	1.1	1.6	2.3	3.6	
			20					0.9	1.4	1.9	3.3	
			25						1.2	1.6	2.7	
			32							1	1.5	2.5
DS201 (2019)	B,C,K	10	1	0.55	0.6	1.4	3.4	7.2	T	T	T	
			2	0.43	0.55	1.2	3	6.6	T	T	T	
			4		0.43	0.75	1.3	2.1	3.9	6.6	T	
			6			0.55	1.1	1.5	2.5	3.6	5.5	
			8			0.5	1.25	1.4	2.2	3.2	5	
			10			0.45	1	1.3	1.9	2.8	4.2	
			13			0.38	0.83	1.2	1.75	2.6	3.9	
			16				0.75	1.1	1.6	2.3	3.6	
			20					0.9	1.4	1.9	3.3	
			25						1.2	1.6	2.7	
			32							1	1.5	2.5
DS201 (2019) M	B,C,K	15	4		0.43	0.75	1.3	2.1	3.9	6.6	T	
			6			0.55	1.1	1.5	2.5	3.6	5.5	
			10			0.45	1	1.3	1.9	2.8	4.2	
			13			0.35	0.9	1.2	1.7	2.6	3.8	
			16				0.75	1.1	1.6	2.3	3.6	
			20					0.9	1.4	1.9	3.3	
			25						1.2	1.6	2.7	
			32							1	1.5	2.5
									1.4	2.1		

S800C (Char D) - DS201 (2019) @ 230/240V

Load side	Char	Supply side		S800C							
		Version	D								
		Icu [kA]	25								
			In[A]	25	32	40	50	63	80	100	125
DS201 (2019) L	C	6	6		1.3	2	3.2	3.9	T	T	T
			10		1.2	1.65	2.6	3.1	T	T	T
			16		0.9	1.4	1.8	2.6	5	T	T
			20			1.3	1.6	2.2	4.2	5.4	T
			25				1.5	1.9	3.5	4.5	T
			32					1.8	2.8	4.2	5.5
DS201 (2019)	B,C,K	10	1	1.6	4.8	T	T	T	T	T	T
			2	1.3	4.1	T	T	T	T	T	T
			4	0.8	1.6	3	5.4	7.6	T	T	T
			6	0.6	1.3	2	3.2	3.9	8	T	T
			8	0.4	1.25	1.8	2.9	3.6	7	T	T
			10	0.5	1.2	1.65	2.6	3.1	6.2	8.6	T
			13		1.1	1.55	2.2	2.8	5.9	7.2	9.6
			16		0.9	1.4	1.8	2.6	5	6.3	8.8
			20			1.3	1.6	2.2	4.2	5.4	7.6
			25				1.5	1.9	3.5	4.5	6.6
DS201 (2019) M	B,C,K	15	4		1.6	3	5.4	7.6	T	T	T
			6		1.3	2	3.2	3.9	8	T	T
			10		1.2	1.65	2.6	3.1	6.2	8.6	T
			13			1.55	2.1	2.8	5.6	7.1	9.5
			16			1.4	1.8	2.6	5	6.3	8.8
			20			1.3	1.6	2.2	4.2	5.4	7.6
			25				1.5	1.9	3.5	4.5	6.6
			32					1.8	2.8	4.2	5.5
			40					1.7	2.7	4	5

MCBs technical details

Coordination tables: selectivity

S800C (Char K) - DS201 (2019) @ 230/240V

Load side	Char	Icu [kA]	Supply side S800C								
			Version	K							
			25	25	32	40	50	63	80	100	125
DS201 (2019) L	C	6	In[A]	25	32	40	50	63	80	100	125
			6		1.3	2	3.2	3.9	T	T	T
			10		1.2	1.65	2.6	3.1	T	T	T
			16		0.9	1.4	1.8	2.6	5	T	T
			20			1.3	1.6	2.2	4.2	5.4	T
			25				1.5	1.9	3.5	4.5	T
DS201 (2019)	B,C,K	10	1	1.6	4.8	T	T	T	T	T	T
			2	1.3	4.1	T	T	T	T	T	T
			4	0.8	1.6	3	5.4	7.6	T	T	T
			6	0.6	1.3	2	3.2	3.9	8	T	T
			8	0.4	1.25	1.8	2.9	3.6	7	T	T
			10	0.5	1.2	1.65	2.6	3.1	6.2	8.6	T
			13		1.1	1.55	2.2	2.8	5.9	7.2	9.6
			16		0.9	1.4	1.8	2.6	5	6.3	8.8
			20			1.3	1.6	2.2	4.2	5.4	7.6
			25				1.5	1.9	3.5	4.5	6.6
DS201 (2019) M	B,C,K	15	4		1.6	3	5.4	7.6	T	T	T
			6		1.3	2	3.2	3.9	8	T	T
			10		1.2	1.65	2.6	3.1	6.2	8.6	T
			13			1.55	2.1	2.8	5.6	7.1	9.5
			16			1.4	1.8	2.6	5	6.3	8.8
			20			1.3	1.6	2.2	4.2	5.4	7.6
			25				1.5	1.9	3.5	4.5	6.6
			32					1.8	2.8	4.2	5.5
40					1.7	2.7	4	5			

S800B (Char B) - DS201 (2019) @ 230/240V

Load side	Char	Supply side S800B								
		Version	B							
		Icu [kA]	16							
DS201 (2019) L	C	6	In[A]	32	40	50	63	80	100	125
			6			0.6	1.2	1.6	2.6	3.8
			10			0.5	1.1	1.4	2	3
			16				0.8	1.2	1.7	2.5
			20					1	1.5	2.1
			25						1.3	1.8
			32						1.1	1.7
			DS201 (2019)	B,C,K	10	1	0.5	0.8	1.6	5
2	0.43	0.6	1.3			4	9	T	T	
4		0.45	0.8			1.5	2.5	4	7.3	
6			0.6			1.3	1.6	2.6	3.8	
8			0.55			1.1	1.5	2.4	3.5	
10			0.5			0.9	1.4	1.9	3	
13						0.9	1.3	1.7	2.8	
16							1.2	1.5	2.5	
20							1	1.3	2.1	
25								1.1	1.8	
32									1.7	
40									1.6	
DS201 (2019) M	B,C,K	15	4		0.45	0.8	1.5	2.5	4	7.3
			6			0.6	1.2	1.6	2.6	3.8
			10			0.5	1.1	1.4	2	3
			13				0.95	1.3	1.7	2.8
			16				0.8	1.2	1.7	2.5
			20					1	1.5	2.1
			25						1.3	1.8
			32						1.1	1.7
40							1.6			

MCBs technical details

Coordination tables: selectivity

S800B (Char C) - DS201 (2019) @ 230/240V

Load side	Char	Icu [kA]	Supply side		S800B					
			Version	C						
				16	32	40	50	63	80	100
DS201 (2019) L	C	6	In[A]	32	40	50	63	80	100	125
			6		0.55	1.1	1.5	2.5	3.6	5.5
			10		0.45	1	1.3	1.9	2.8	4.2
			16			0.75	1.1	1.6	2.3	3.6
			20				0.9	1.4	1.9	3.3
			25					1.2	1.6	2.7
			32						1	1.5
DS201 (2019)	B,C,K	10	1	0.6	1.4	3.4	7.2	T	T	T
			2	0.55	1.2	3	6.6	T	T	T
			4	0.43	0.75	1.3	2.1	3.9	6.6	T
			6		0.55	1.1	1.5	2.5	3.6	5.5
			8		0.5	1.25	1.4	2.2	3.2	5
			10		0.45	1	1.3	1.9	2.8	4.2
			13		0.38	0.82	1.2	1.75	2.6	3.9
			16			0.75	1.1	1.6	2.3	3.6
			20				0.9	1.4	1.9	3.3
			25					1.2	1.6	2.7
			32						1	1.5
DS201 (2019) M	B,C,K	15	4	0.43	0.75	1.3	2.1	3.9	6.6	T
			6		0.55	1.1	1.5	2.5	3.6	5.5
			10		0.45	1	1.3	1.9	2.8	4.2
			13		0.35	0.9	1.2	1.7	2.6	3.8
			16			0.75	1.1	1.6	2.3	3.6
			20				0.9	1.4	1.9	3.3
			25					1.2	1.6	2.7
			32						1	1.5
							1.4	2.1		

S800B (Char D) - DS201 (2019) @ 230/240V

Load side	Char	Supply side		S800B						
		Version	D							
		Icu [kA]	16	32	40	50	63	80	100	125
DS201 (2019) L	C	6	In[A]	32	40	50	63	80	100	125
			6	1.3	3.2	3.2	3.9	T	T	T
			10	1.2	1.65	2.6	3.1	T	T	T
			16	0.9	1.4	1.8	2.6	5	T	T
			20		1.3	1.6	2.2	4.2	5.4	T
			25			1.5	1.9	3.5	4.5	T
			32				1.8	2.8	4.2	5.5
DS201 (2019)	B,C,K	10	1	4.8	T	T	T	T	T	T
			2	4.1	T	T	T	T	T	T
			4	1.6	3	5.4	7.6	T	T	T
			6	1.3	2	3.2	3.9	8	T	T
			8	1.25	1.8	2.9	3.6	7	T	T
			10	1.2	1.65	2.6	3.1	6.2	8.6	T
			13	1.1	1.55	2.2	2.8	5.9	7.2	9.6
			16	0.9	1.4	1.9	2.6	5	6.3	8.8
			20		1.3	1.8	2.2	4.2	5.4	7.6
			25			1.7	1.9	3.5	4.5	6.6
			32				1.8	2.8	4.2	5.5
DS201 (2019) M	B,C,K	15	4	1.6	3	5.4	7.6	T	T	T
			6	1.3	2	3.2	3.9	8	T	T
			10	1.2	1.65	2.6	3.1	6.2	8.6	T
			13		1.55	2.1	2.8	5.6	7.1	9.5
			16		1.4	1.8	2.6	5	6.3	8.8
			20		1.3	1.6	2.2	4.2	5.4	7.6
			25			1.5	1.9	3.5	4.5	6.6
			32				1.8	2.8	4.2	5.5
					1.7	2.7	4	5		

MCBs technical details

Coordination tables: selectivity

S800B (Char K) - DS201 (2019) @ 230/240V

Load side	Char	Icu [kA]	Supply side		S800B					
			Version	K						
				16	32	40	50	63	80	100
DS201 (2019) L	C	6	In[A]	32	40	50	63	80	100	125
			6	1.3	3.2	3.2	3.9	T	T	T
			10	1.2	1.65	2.6	3.1	T	T	T
			16	0.9	1.4	1.8	2.6	5	T	T
			20		1.3	1.6	2.2	4.2	5.4	T
			25			1.5	1.9	3.5	4.5	T
			32				1.8	2.8	4.2	5.5
DS201 (2019)	B,C,K	10	1	4.8	T	T	T	T	T	T
			2	4.1	T	T	T	T	T	T
			4	1.6	3	5.4	7.6	T	T	T
			6	1.3	2	3.2	3.9	8	T	T
			8	1.25	1.8	2.9	3.6	7	T	T
			10	1.2	1.65	2.6	3.1	6.2	8.6	T
			13	1.1	1.55	2.2	2.8	5.9	7.2	9.6
			16	0.9	1.4	1.9	2.6	5	6.3	8.8
			20		1.3	1.8	2.2	4.2	5.4	7.6
			25			1.7	1.9	3.5	4.5	6.6
			32				1.8	2.8	4.2	5.5
DS201 (2019) M	B,C,K	15	4	1.6	3	5.4	7.6	T	T	T
			6	1.3	2	3.2	3.9	8	T	T
			10	1.2	1.65	2.6	3.1	6.2	8.6	T
			13		1.55	2.1	2.8	5.6	7.1	9.5
			16		1.4	1.8	2.6	5	6.3	8.8
			20		1.3	1.6	2.2	4.2	5.4	7.6
			25			1.5	1.9	3.5	4.5	6.6
			32				1.8	2.8	4.2	5.5
					1.7	2.7	4	5		

S800U (Char K) - DS201 (2019) @ 230/240V

Load side	Char	Supply side		S800U								
		Version	K									
		Icu [kA]	50	25	30	40	50	60	70	80	90	100
DS201 (2019) L	C	6	In[A]	25	30	40	50	60	70	80	90	100
			6	0.34	0.41	0.57	1.1	1.5	2	2.5	3.6	T
			10	0.23	0.3	0.45	1	1.3	1.6	1.9	2.8	T
			16		0.21	0.35	0.75	1.1	1.3	1.6	2.3	T
			20			0.22	0.6	0.9	1.1	1.4	1.9	5.4
			25						1	1.2	1.6	4.5
			32							1	1.5	4.2
DS201 (2019)	B,C,K	10	1	0.55	0.6	1.4	3.4	7.2	8	T	T	T
			2	0.44	0.55	1.2	3	6.6	7	T	T	T
			4	0.38	0.43	0.75	1.3	2.1	3	3.9	6.6	T
			6	0.34	0.38	0.56	1.1	1.5	2	2.5	3.6	T
			8	0.23	0.32	0.5	1.25	1.4	1.8	2.2	3.2	T
			10	0.2	0.28	0.45	1	1.3	1.6	1.9	2.8	8.6
			13		0.22	0.38	0.83	1.2	1.4	1.75	2.6	7.2
			16		0.19	0.35	0.75	1.1	1.3	1.6	2.3	6.3
			20			0.28	0.58	0.9	1.1	1.4	1.9	5.4
			25						1	1.2	1.6	4.5
			32							1.5	1.5	4.2
DS201 (2019) M	B,C,K	15	4	0.38	0.43	0.75	1.3	2.1	3	3.9	6.6	T
			6	0.34	0.38	0.55	1.1	1.5	2	2.5	3.6	T
			10	0.2	0.28	0.45	1	1.3	1.6	1.9	2.8	8.6
			13			0.35	0.9	1.2	1.4	1.7	2.6	7.1
			16		0.19	0.34	0.75	1.1	1.3	1.6	2.3	6.3
			20			0.29	0.57	0.9	1.1	1.4	1.9	5.4
			25				0.53	0.6	0.9	1.2	1.6	4.5
			32					0.5	0.7	1	1.5	4.2
40					0.3	0.5	0.8	1.4	4			

MCBs technical details

Coordination tables: selectivity

S700 - DS201 (2019) @ 230/240V

Load side	Char	Supply side S700			
		Version	Eselective; Kselective		
		Icu [kA]	25		
DS201 (2019) L	C	6	In[A]	80	100
			6	T	T
			10	T	T
			16	T	T
			20	T	T
			25	T	T
			32	T	T
DS201 (2019)	B,C,K	10	1	T	T
			2	T	T
			4	T	T
			6	T	T
			8	T	T
			10	T	T
			13	T	T
			16	T	T
			20	T	T
			25	T	T
DS201 (2019) M	B,C,K	15	4	T	T
			6	T	T
			10	T	T
			13	T	T
			16	T	T
			20	T	T
			25	T	T
			32	T	T
40	T	T			

S750 DR - DS201 (2019) @ 230/240V

		Supply side		S750 DR						
		Version	Eselective; Kselective							
Load side	Char	Icu [kA]	25							
			In[A]	16	20	25	35	40	50	63
DS201 (2019) L	C	6	6	T	T	T	T	T	T	T
			10	T	T	T	T	T	T	T
			16			T	T	T	T	T
			20				T	T	T	T
			25					T	T	T
			32						T	T
DS201 (2019)	B,C,K	10	1	T	T	T	T	T	T	T
			2	T	T	T	T	T	T	T
			4	T	T	T	T	T	T	T
			6	T	T	T	T	T	T	T
			8	T	T	T	T	T	T	T
			10	T	T	T	T	T	T	T
			13		T	T	T	T	T	T
			16			T	T	T	T	T
			20				T	T	T	T
			25					T	T	T
DS201 (2019) M	B,C,K	15	4	T	T	T	T	T	T	T
			6	T	T	T	T	T	T	T
			10	T	T	T	T	T	T	T
			13		T	T	T	T	T	T
			16			T	T	T	T	T
			20				T	T	T	T
			25					T	T	T
			32						T	T
40							T			

MCBs technical details

Coordination tables: selectivity

S750 - DS201 (2019) @ 230/240V

Load side	Char	Supply side S750								
		Version	Eselective; Kselective							
		Icu [kA]	25							
DS201 (2019) L	C	6	In[A]	16	20	25	35	40	50	63
			6	T	T	T	T	T	T	T
			10	T	T	T	T	T	T	T
			16			T	T	T	T	T
			20				T	T	T	T
			25					T	T	T
			32						T	T
DS201 (2019)	B,C,K	10	1	T	T	T	T	T	T	T
			2	T	T	T	T	T	T	T
			4	T	T	T	T	T	T	T
			6	T	T	T	T	T	T	T
			8	T	T	T	T	T	T	T
			10	T	T	T	T	T	T	T
			13		T	T	T	T	T	T
			16			T	T	T	T	T
			20				T	T	T	T
			25					T	T	T
			32						T	T
DS201 (2019) M	B,C,K	15	4	T	T	T	T	T	T	T
			6	T	T	T	T	T	T	T
			10	T	T	T	T	T	T	T
			13		T	T	T	T	T	T
			16			T	T	T	T	T
			20				T	T	T	T
			25					T	T	T
			32						T	T
			40							T

Fuses - DS201 (2019) @ 230/240V

Load side	Char	Supply side		Fuses gG							
		Icu [kA]	In[A]	25	32	40	50	63	80	100	125
DS201 (2019) L	C	6	6	1	1.5	4	4.5	T	T	T	T
			10		1.2	3.5	4	T	T	T	T
			16		1	3	3.5	5	T	T	T
			20		1	3	3.5	5	T	T	T
			25		1	2	3	4.5	T	T	T
			32		1	2	3	4.5	5	T	T
DS201 (2019)	B,C,K	10	1	2.8	5.3	T	T	T	T	T	T
			2	2	4	5.8	T	T	T	T	T
			4	1.4	2.1	5.1	6.2		T	T	T
			6	1	1.5	4	4.5	7	T	T	T
			8		1.2	3.5	4	6	T	T	T
			10		1.2	3.5	4	6	T	T	T
			13		1	3	3.5	5	T	T	T
			16		1	3	3.5	5	T	T	T
			20		1	3	3.5	5	8	T	T
			25		1	2	3	4.5	6.5	T	T
DS201 (2019) M	B,C,K	15	4	1.1	1.6	4.2	T	T	T	T	T
			6	1	1.5	4	4.5	7	T	T	T
			10		1.2	3.5	4	6	10	10	T
			13		1.2	3.5	4	6	10	10	T
			16		1	3	3.5	5	10	10	T
			20		1	3	3.5	5	8	10	T
			25			2	3	4.5	6.5	10	T
			32				3	4.5	5	8	T
40					3.4	3.8	5.5	8.2			

RCBOs DS201

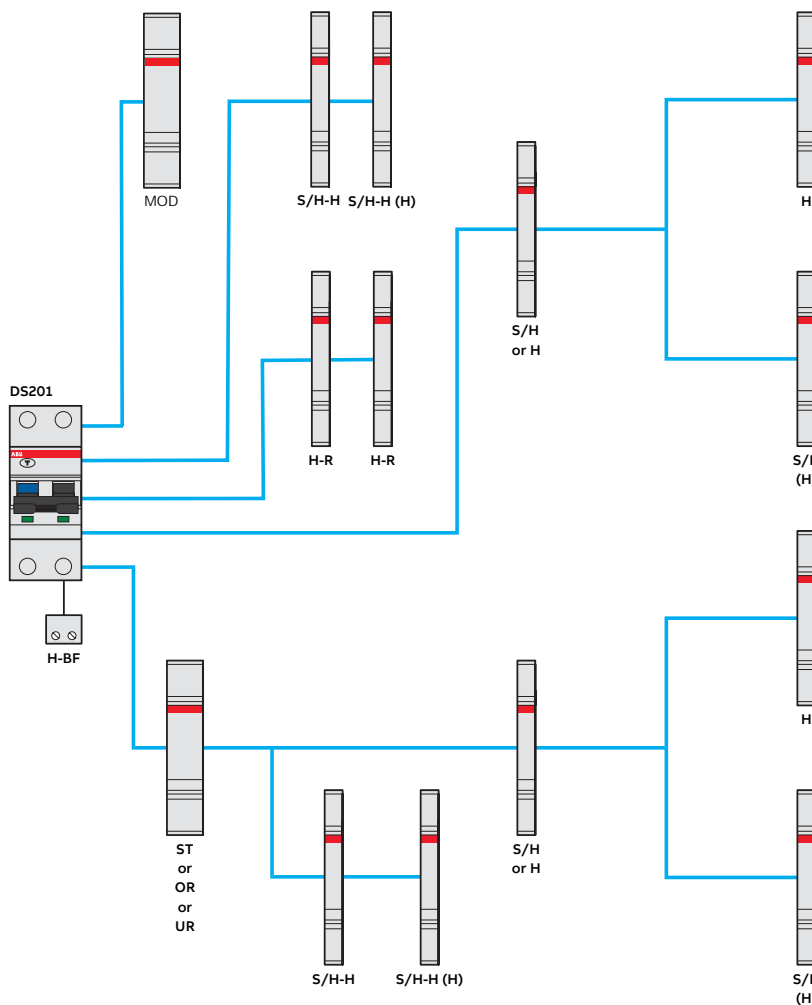
Accessories

Combination of auxiliary elements with DS201

System pro M compact® accessories can be mounted directly in few steps.

Combination possible with the same motor operating device suitable for S200.

Combination possible also with auxiliary contact for bottom fitting, making DS201 particular suitable also for retrofitting and space constraint applications.



H	Auxiliary contact	S2C-H6R
H-R	Auxiliary contact	S2C-H6-xxR
S/H	Signal / auxiliary contact	S2C-S/H6R
S/H (H)	Signal / auxiliary contact used as auxiliary contact	S2C-S/H6R
S/H-H	Auxiliary contact-Signal contact/ Auxiliary contact 2CO	S3C-H-S/H6R
S/H-H (H)	Auxiliary contact-Signal contact/ Auxiliary contact 2CO (used as auxiliary contact)	S3C-H-S/H6R
ST	Shunt Trip	S3C-A...
OR	Overtoltage release	S2C-OVP
UR	Undervoltage release	S3C-UA*
H-BF	Auxiliary contact for bottom fitting (only DS201 (2019))	S2C-H01 / S2C-H10
MOD	Motor operating device	S3C-MOD...

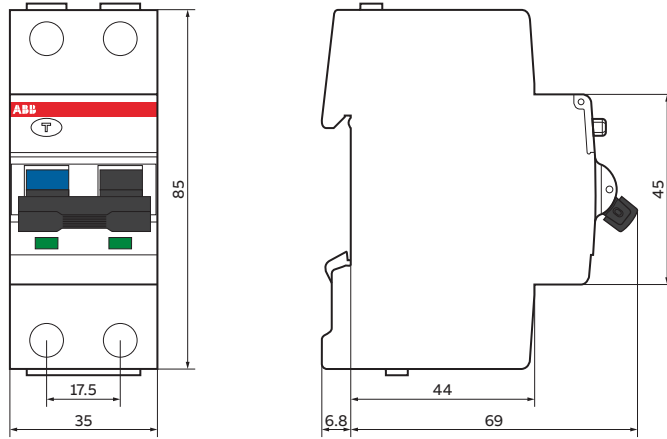
* S3C-UA can accept only one auxiliary or signal contact mounted after it

RCBOs DS201

Dimensions and connections

Overall dimensions DS201

All measurements in mm



Main connection

