

# Antenna Datasheet

## 3G Spring Antenna

Model:

BW3GRSNX32-5Z14

Description:

3G Spring Antenna

Length Features:

700-2200MHz

360° Omnidirectional Radiation

Dimensions: 32mm x 5mm x 14.8mm

Compliant with RoHS & REACH Regulations

# Contents

1.	Description	3
2.	Specifications	4
3.	Product Picture	5
4.	Mechanical Drawing	6
5.	Testing Equipment	7-8
6.	Performance Data	9-10
6.1	V.S.W.R	9
6.2	Return Loss	9
6.3	Gain	10
6.4	Efficiency	10
6.5	Antenna Gain and Efficiency	10
7.	Radiation Patterns	11-12
7.1	2D Radiation Patterns	11
7.2	3D Radiation Patterns	12



## BW3GRSNX32-5Z14

### Part Number Explanation

BW	Company	Bat Wireless
3G	Frequency	700-2200MHz
S	Name	Spring Antenna
N	Type	Internal
X	Constant	X
32-5	Dimensions	32-5mm
Z	Feature	Straight
14	Length	14

## 1. Description

Bat Wireless **BW3GRSNX32-5Z14** is a compact antenna specifically designed for 3GHz wireless communication. Featuring a spring-like spiral structure, it combines mechanical flexibility with electrical performance, offering vibration resistance and bend tolerance, making it ideal for automotive or mobile devices. Its small size and light weight support PCB soldering, facilitating integration into smart home devices and wireless modules. The spiral design reduces multipath interference, enhancing signal stability in complex environments.

Typical Application Scenarios:

**Vehicle & Mobile Devices:** ETC terminals, in-car Wi-Fi, logistics trackers

**IoT Terminals:** Smart home sensors, industrial wireless modules

**Intelligent Transportation:** Rail contact network monitoring

Bat Wireless provides customized services to optimize your equipment. We have a mature R&D team that can respond quickly to meet your needs. If you have any requirements, please contact our sales and FAE.



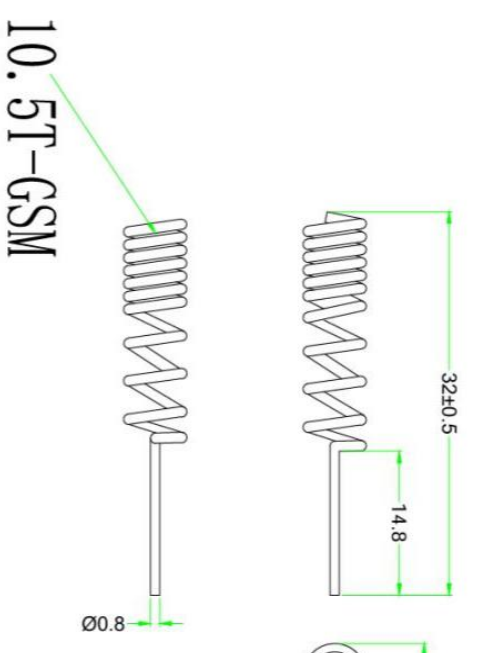






## 2. Specification

Parameters	Typ.	Unites	Notes
<b>Electrical Characteristics</b>			
Antenna Type	Spring Antenna		
Frequency Range	700-2200	MHz	
Input Impedence	50	$\Omega$	
V.S.W.R	1.5		
Gain	1	dBi	
Polarization Type	Vertical		
Power Capacity	50	W	
Lightning Protection	-		
DC Voltage	-	V	
Radiator	-		
<b>Mechanical Characteristics</b>			
Dimensions	32 x 5 x 14.8	mm	
Connector Type	-		
Cable Type	-		
Cable Length	-	mm	
Mount way	-		
Color	Golden yellow		
Meterial	-		
Weight	0.17	g	
<b>Environmental Characteristics</b>			
Waterproof Rating	-		
ROHS Complaint	Compliant		
Operating Temperature	-45~ +85	$^{\circ}\text{C}$	
Storage Temperature	-45~ +85	$^{\circ}\text{C}$	

3. Product Picture



## 4. Mechanical Drawing

PARTS DRAWING		ROHS Compliant		REV	PRODUCT NO.	DATE	NAME	DESCRIPTION																												
<p>Requirements:</p> <ol style="list-style-type: none"> <li>1、The wire jacket shall be free from cuts or damage.</li> <li>2、100% continuity testing shall be performed, and all products must pass.</li> <li>3、100% full inspection is required, and all products must meet specifications.</li> <li>4、Eco-friendly manufacturing processes shall be adopted, and finished products must comply with ROHS requirements.</li> <li>5、Unless otherwise specified, general tolerances shall apply.</li> </ol>																																				
NO	Code	Name	Description	Qty																																
<table border="1" style="width: 100%; border-collapse: collapse;"> <tr> <td style="width: 20%;">Frequency</td> <td style="width: 20%;">700-2200MHZ</td> <td style="width: 20%;">ANGLE PROJECTION</td> <td style="width: 40%; text-align: center;">  </td> </tr> <tr> <td>Gain</td> <td>1DBi</td> <td rowspan="2" style="text-align: center;">  </td> <td rowspan="2" style="text-align: center;"> <table border="1" style="width: 100%; border-collapse: collapse;"> <tr> <td colspan="4" style="text-align: center;">PRODUCT NAME</td> </tr> <tr> <td colspan="4" style="text-align: center;">Spring Antenna--700-2200MHz--L=32MM</td> </tr> <tr> <td style="width: 20%;">UNIT</td> <td style="width: 20%;">MM</td> <td style="width: 20%;">SIZE</td> <td style="width: 20%;">1:3</td> </tr> <tr> <td>PAGE</td> <td>1 OF 1</td> <td>FORNMT</td> <td>A4</td> </tr> </table> </td> </tr> <tr> <td>VSWR</td> <td>8</td> <td>Polarization</td> <td>Vertical</td> </tr> <tr> <td>Impedance</td> <td>50Ω</td> <td>Operating Temperature: -45°C~85°C</td> <td>Storage Temperature: -45°C~-85°C</td> </tr> </table>					Frequency	700-2200MHZ	ANGLE PROJECTION		Gain	1DBi		<table border="1" style="width: 100%; border-collapse: collapse;"> <tr> <td colspan="4" style="text-align: center;">PRODUCT NAME</td> </tr> <tr> <td colspan="4" style="text-align: center;">Spring Antenna--700-2200MHz--L=32MM</td> </tr> <tr> <td style="width: 20%;">UNIT</td> <td style="width: 20%;">MM</td> <td style="width: 20%;">SIZE</td> <td style="width: 20%;">1:3</td> </tr> <tr> <td>PAGE</td> <td>1 OF 1</td> <td>FORNMT</td> <td>A4</td> </tr> </table>	PRODUCT NAME				Spring Antenna--700-2200MHz--L=32MM				UNIT	MM	SIZE	1:3	PAGE	1 OF 1	FORNMT	A4	VSWR	8	Polarization	Vertical	Impedance	50Ω	Operating Temperature: -45°C~85°C	Storage Temperature: -45°C~-85°C
Frequency	700-2200MHZ	ANGLE PROJECTION																																		
Gain	1DBi		<table border="1" style="width: 100%; border-collapse: collapse;"> <tr> <td colspan="4" style="text-align: center;">PRODUCT NAME</td> </tr> <tr> <td colspan="4" style="text-align: center;">Spring Antenna--700-2200MHz--L=32MM</td> </tr> <tr> <td style="width: 20%;">UNIT</td> <td style="width: 20%;">MM</td> <td style="width: 20%;">SIZE</td> <td style="width: 20%;">1:3</td> </tr> <tr> <td>PAGE</td> <td>1 OF 1</td> <td>FORNMT</td> <td>A4</td> </tr> </table>	PRODUCT NAME				Spring Antenna--700-2200MHz--L=32MM				UNIT	MM	SIZE	1:3	PAGE	1 OF 1	FORNMT	A4																	
PRODUCT NAME																																				
Spring Antenna--700-2200MHz--L=32MM																																				
UNIT	MM	SIZE	1:3																																	
PAGE	1 OF 1	FORNMT	A4																																	
VSWR	8	Polarization	Vertical																																	
Impedance	50Ω	Operating Temperature: -45°C~85°C	Storage Temperature: -45°C~-85°C																																	

## 5. Test Equipment



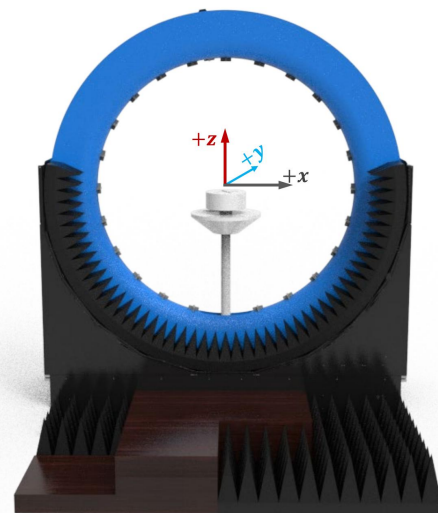
Keysight/E5071C Network Analyzer



R&amp;S/CMW500 Comprehensive Tester



R&amp;S/SMBV100B Signal Generator



### DT-3500 Datasheet

#### Specification:

Specification:	Description
Test Frequency	400MHz-8.5GHz
System Size	L*W*H=4*3.5*3.5m
Number of Probes	23 (Probe) + 1 (link)
Interval Angle	15°
Sampling Diameter	2200mm
Carring Capacity	≤40kg

#### Testing Capability

#### Description

##### Active measurement

**Capability** : TRP、TIS、EIRP、EIS,. etc  
**Mode** : 2G/3G/4G/5G、Wi-Fi b/g/n/a/ac/ax、BT、NB-IOT、Cat-M (eMTC)、GPS/BEIDOU/GLONASS、ZigBee、LoRa(Non-Signaling),.etc

##### Passive measurement

**Test category** : Gain、Efficiency、2D pattern、3D pattern、Pattern roundness、Axial Ratio、ECC,Phase center,. etc  
**Polarization** : Circular polarization, linear polarization, elliptical polarization



## RF Link diaram of multi probe spherical near-field testing system

RF Link Overview



RF Link of Passive measurement



RF Link Overview

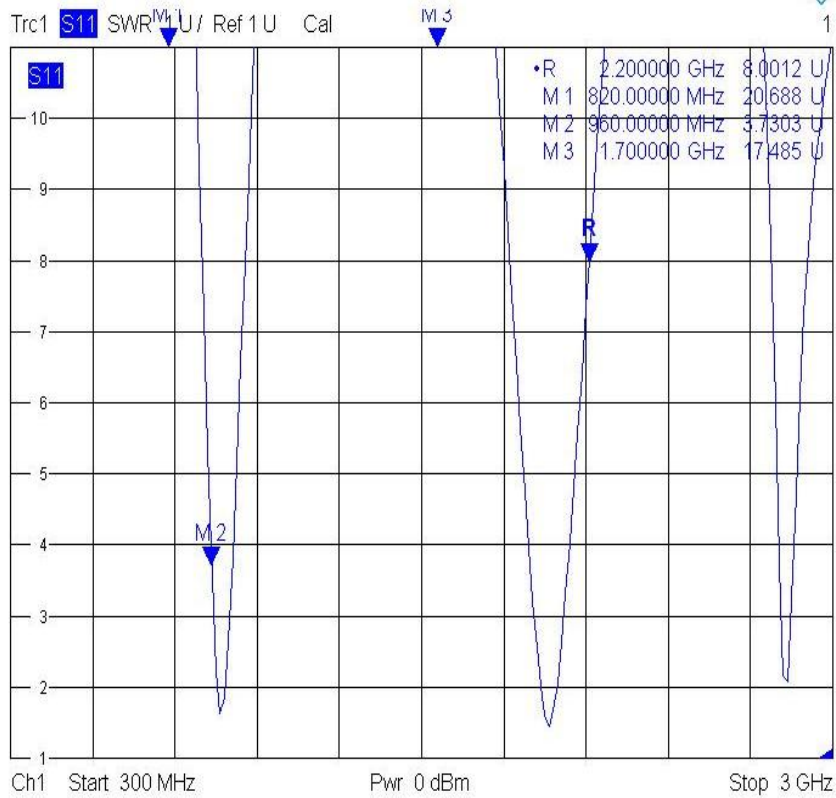


RF Link of Passive measurement

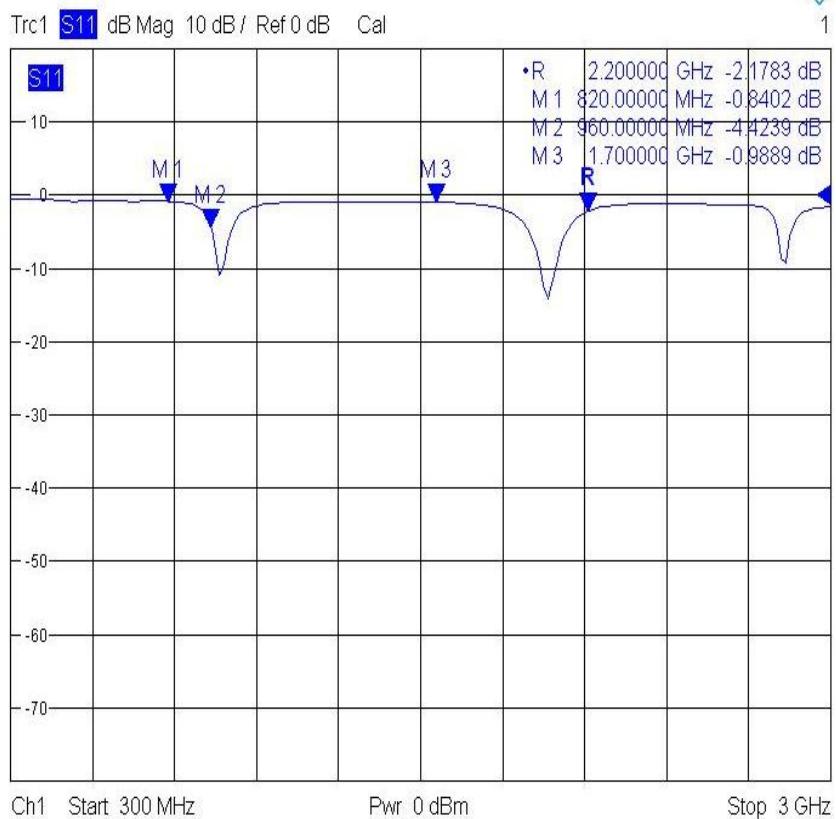


## 6. Performance Data

### 6.1 VSWR

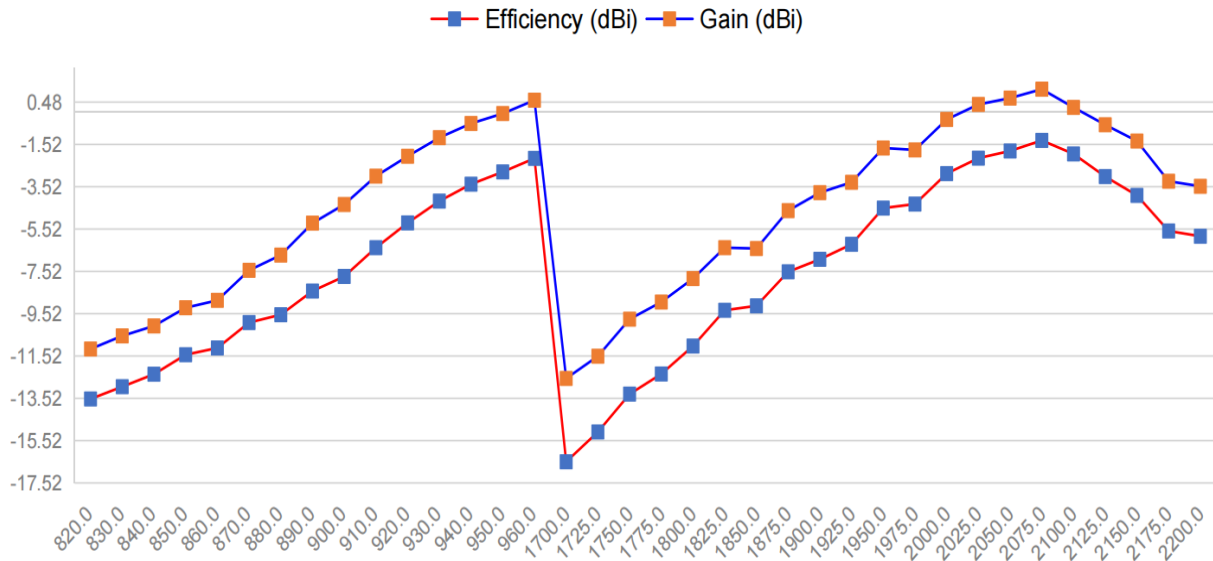


### 6.2 Return Loss

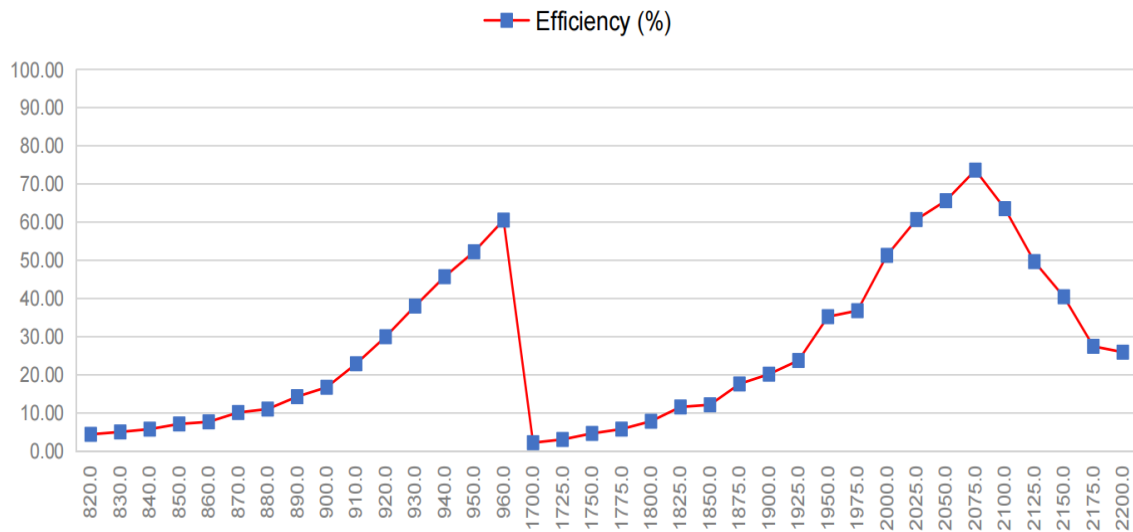


## 6. Performance Data

### 6.3 Gain



### 6.4 Efficiency



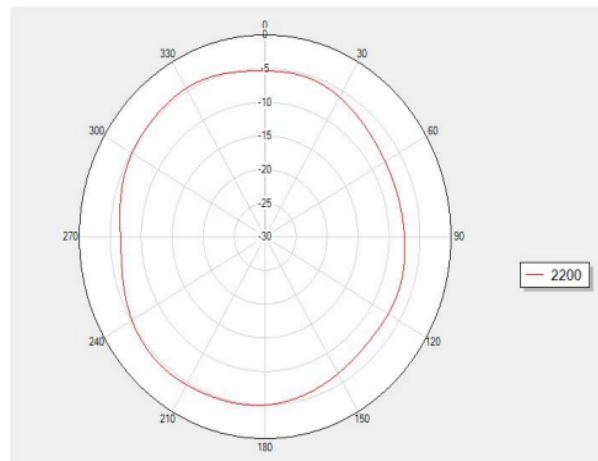
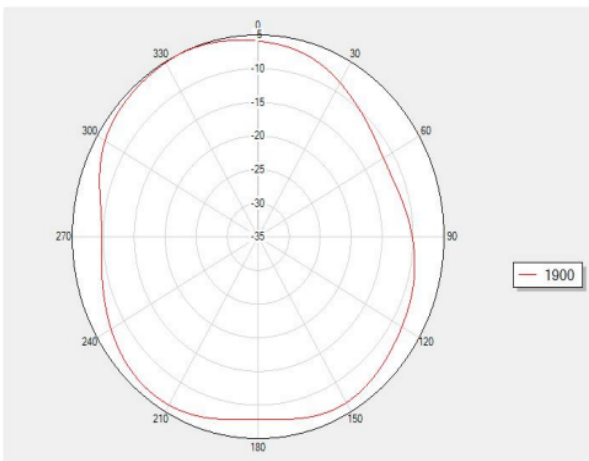
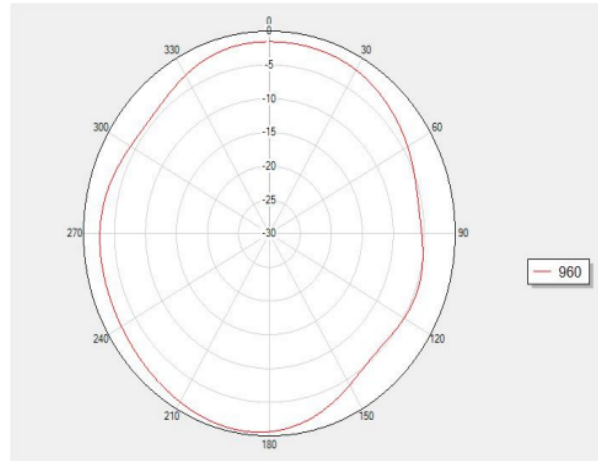
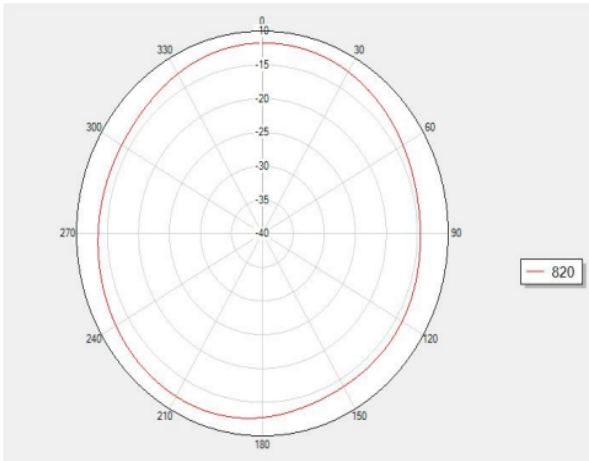
### 6.5 Gain and Efficiency

Frequency (MHz)	820-960	1700-2100	2100-2200
Gain (dBi)	0.57	1.09	0.23
Efficiency (%)	60.53	73.62	63.53



# 7. Radiation Patterns

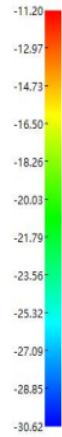
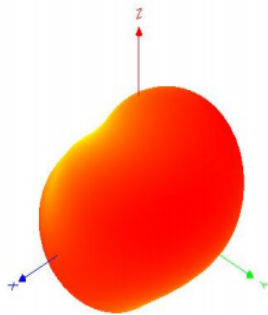
## 7.1 2 D Radiation Patterns



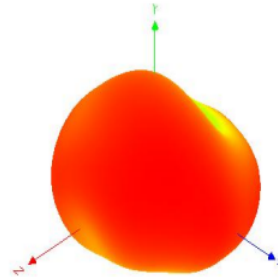


## 7.2 3D Radiation Patterns


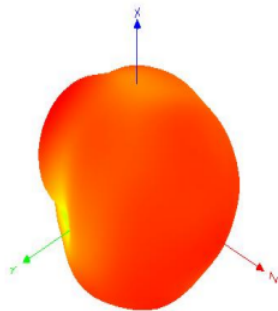
Frequency (MHz) : 820




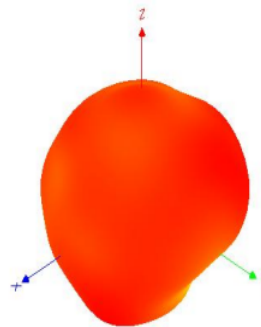
Frequency (MHz) : 960



Frequency (MHz) : 1900



Frequency (MHz) : 2200





## DECLARATION:

**Legal Notice:** In order to provide users with better service, Shenzhen Bat Wireless Technology Co., Ltd. (hereinafter referred to as ' Bat Wireless' ) will endeavour to present users with detailed and accurate product information in this manual. However, due to the time-sensitive nature of the content in this manual, Bat Wireless cannot guarantee the timeliness and applicability of this document at all times. Bat Wireless reserves the right to update the content of this manual without prior notice. To obtain the latest information, we kindly request users to regularly visit the Bat Wireless official website or contact Bat Wireless staff. Thank you for your understanding and support!

**Copyright Notice:** All content in this product manual (including text, charts, logos, and designs) is protected by copyright law and international copyright treaties. No entity or individual may reproduce, modify, distribute, or use any part or all of this manual in any form (including electronic, mechanical, photocopying, etc.) without prior written authorisation from our company. Infringers will be held legally liable. All rights reserved.

**Trademark Notice:** All product names and corporate logos of Bat Wireless mentioned in this manual are the lawful property of our company (including affiliated companies). Unauthorised use, reproduction, or imitation is strictly prohibited. Third-party trademarks referenced in this manual are the property of their respective owners, and their use is solely for illustrative purposes and does not imply any commercial affiliation or authorisation. Our company reserves all rights to pursue legal action against any infringement.

**Disclaimer:** The product information contained in this manual is for reference only. Actual product performance may vary depending on the usage environment and configuration differences. Our company makes no express or implied warranties regarding the accuracy, completeness, or applicability of the content of this manual and shall not be liable for any direct or indirect losses arising from the use or inability to use the content of this manual. Users should assess the applicability of the product and follow actual operating procedures. The final interpretation of this manual is reserved by our company.

## Shenzhen Bat Wireless Technology Co.,Ltd

Office Add: Room 1301, 13th Floor, No. 8 Langhua Road, Xinshi Community, Dalang Street, Longhua District, Shenzhen

Email: [marketing@batwireless.com](mailto:marketing@batwireless.com)

Tel: 0755-21031236



Documentation

Version :	August-21-2025-A01
Date :	2025-8-21
Remarks :	First update
Author:	Carly

Change Log
